



*"Having grown up in Tucson, saving water is my passion! I became intrigued with 'Drip-in-Turf' after seeing its success at a corporate building in Del Mar, and a College in San Diego. I wanted to experience it myself, so I retro-fitted my own backyard. My turf has an irregular shape, so overspray was a big issue. Applying water directly to the root zone worked efficiently, my turf looks great, and I'm saving water. I am now a true believer and specify 'Drip-in-Turf' whenever I can!"*

**Marian Marum, ASLA, LEED AP**  
Marum Partnership Landscape Architecture  
San Diego, California



## Water Saving Tips

- Drip products deliver water directly to the root zone. Use dripline for dense plantings where it's cost effective to distribute low-volume water evenly. Use a system of precise emitter devices for sparse plantings where it's cost effective to separately irrigate each plant
- Use drip to eliminate overspray, and you'll eliminate waste. Eliminate unsightly spray stains on buildings and fences. Eliminate soil erosion, water runoff, and potential litigation. Walkways, roads, and vehicles stay dry
- Ask your tax advisor about capital depreciation when calculating your return-on-investment for a drip retrofit. Save water, and save money at the same time

## Xerigation® / Landscape Drip System Overview

### Targeted Watering with Xerigation®/Landscape Drip

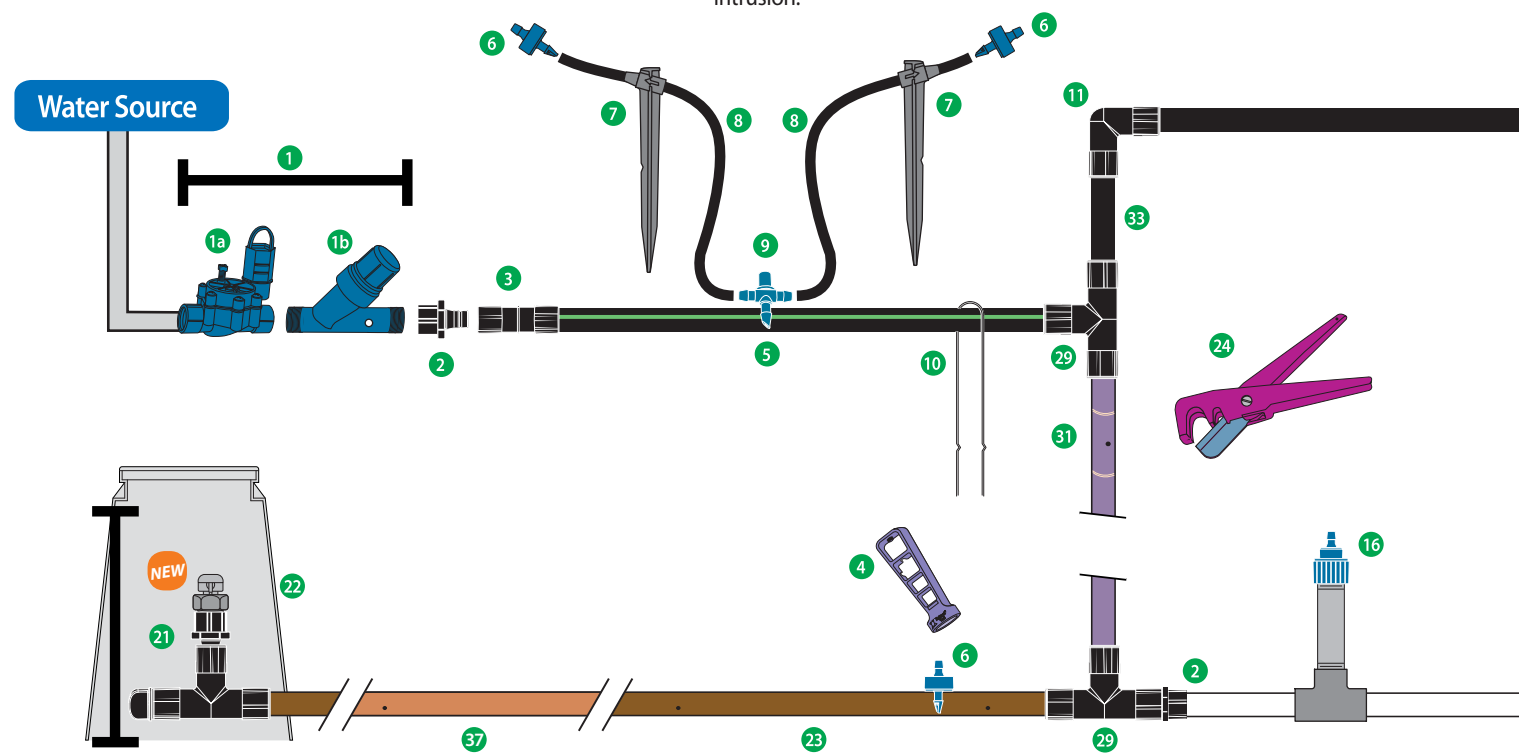
Rain Bird Xerigation/Landscape Drip products are made especially for low-volume irrigation systems. By delivering water at or near the plants' root zones, Rain Bird Xerigation products offer targeted watering with the following advantages:

- Water conservation
- Greater efficiency (target each plant)
- Design flexibility; simple construction and easily expandable
- Healthier plants
- Reduced liability (e.g. no overspray, no runoff)
- Minimization of weed growth
- Cost savings

### Broadest Product Line in the Industry

With over 150 products, Rain Bird has the products needed for your application. Systems can be designed to meet any site requirements and offer many exclusive Rain Bird advances including:

- Flexible XF Series dripline with advanced polymers that provide kink resistance and reduced coil memory for easier installation.
- Compact Control Zones with combined pressure regulator and filter to reduce parts, potential leak problems, and allow for fitting more Control Zones in a valve box.
- Precision low volume SQ spray nozzles that offer a square wetting pattern and adjusts to either 2.5' or 4' throw distances.
- Point source emitters that provide pressure compensation with a wide selection of flow rates and three inlet options (Barb, 1032 threaded, and ½" FPT).
- XFS dripline with Copper Shield Technology™ for use in sub-surface applications under turf or shrub and groundcover areas. Copper Shield Technology™ effectively protects the emitter from root intrusion.



1. Control Zone Kit (pg. 191)

1a. Low Flow Valve (pg. 198)

1b. Pressure Regulating Filter (pg. 199)

2. Easy Fit Female Adapter (pg. 186)

3. Easy Fit Coupling (pg. 186)

4. Xeriman Tool (pg. 189)

5. Xeri-Black Stripe Tubing (pg. 185)

6. Xeri-Bug Emitter (pg. 164)

7. ¼" Tubing Stake (pg. 176)

8. XQ ¼" Distribution Tubing (pg. 184)

9. ¼" Barb Tee (pg. 188)

10. Tie-Down Stake (pg. 188)

11. Easy Fit Elbow (pg. 186)

12. Diffuser Bug Cap (pg. 176)

13. PC Emitter Diffuser Cap (pg. 176)

14. PC Module-1032 (pg. 168)

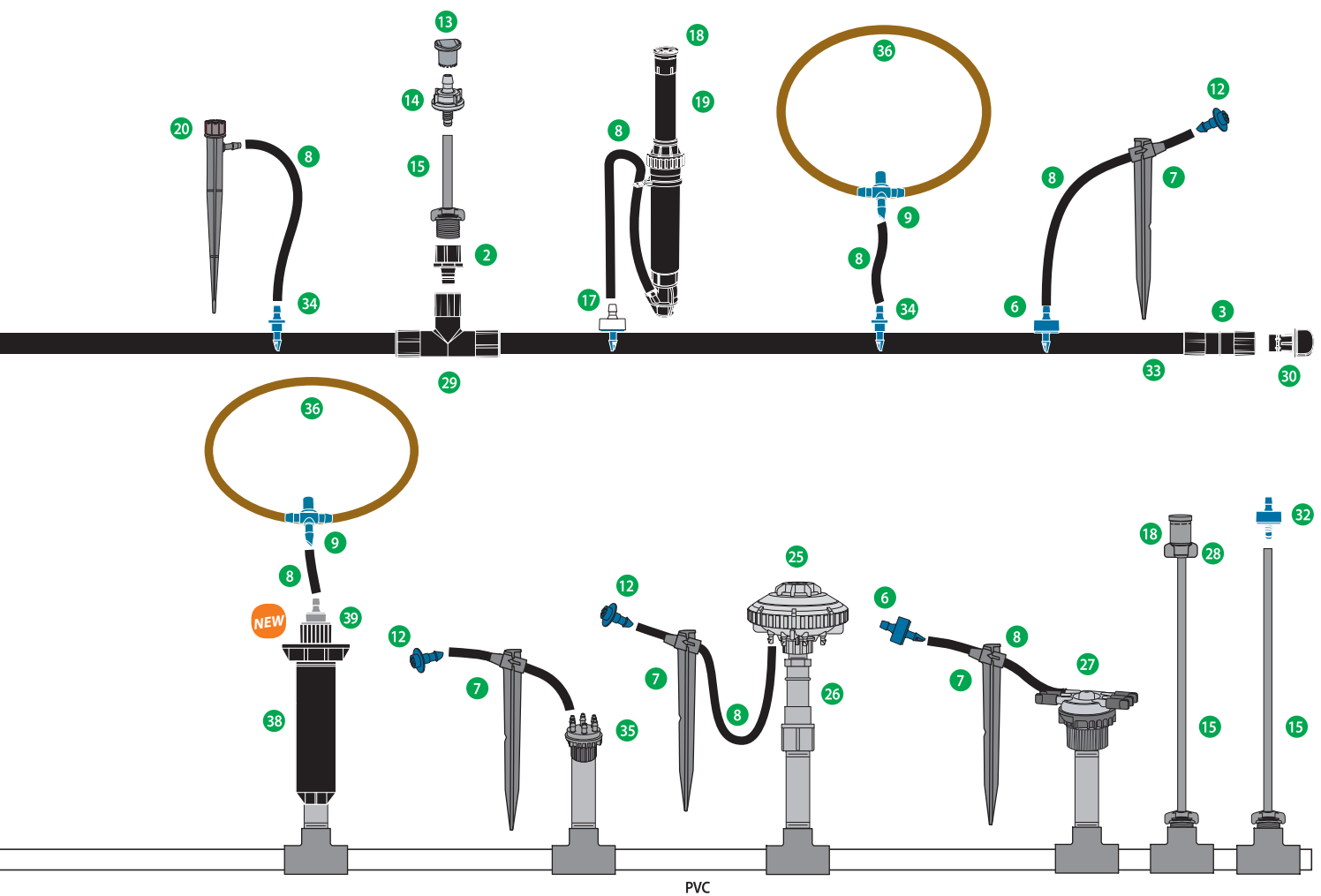

15. PolyFlex Riser Assembly (pg. 177)

16. Xeri-Bug Emitter - ½" FPT (pg. 164)

17. ¼" Self-Piercing Barb Connector (pg. 166)

18. SQ Series Square Nozzle (formerly XPCN) (pg. 170)

19. Xeri-Pop (pg. 172)



Landscape Drip


- |  |  |  |
|--|--|--|
| 20. Xeri-Bubbler SPYK (pg. 173)                      | 27. 6 Outlet Manifold (pg. 166)          | 34. ¼" Barb Connector (pg. 188)                                      |
| <b>NEW</b> 21. ARV050 Air Relief Valve Kit (pg. 183) | 28. SQ Series Nozzle Adapter (pg. 170)   | 35. Multi-Outlet Xeri-Bug (pg. 166)                                  |
| 22. SEB-7X Emitter Valve Box (pg. 188)               | 29. Easy Fit Tee (pg. 186)               | 36. ¼" Landscape Dripline (pg. 187)                                  |
| 23. XFD Dripline (pg. 178)                           | 30. Easy Fit Flush Cap (pg. 186)         | 37. XFS Sub-Surface Dripline with Copper Shield Technology (pg. 180) |
| 24. Tubing Cutter (pg. 188)                          | 31. Purple XF Dripline (pg. 178)         | 38. RETRO-1800 Spray-to-Drip Retrofit Kit (pg. 189)                  |
| 25. Xeri-Bird 8 (pg. 167)                            | 32. Xeri- Bug Emitter - 1032 (pg. 164)   | <b>NEW</b> 39. XT-025 ½" FPT x Barb Grey Transfer Fitting (pg. 166)  |
| 26. Inline Pressure Regulator (pg. 204)              | 33. XT-700 Distribution Tubing (pg. 185) |  |



XB-05PC, XB-10PC, XB-20PC



**XB-05PC-1032, XB-10PC-1032, XB-20PC-1032**  
1032-threaded models are specifically designed to be used with PolyFlex Risers, 1032 thread adapters (1032-A), or 1800 Xeri-Bubbler Adapter (XBA-1800)



XBT-10, XBT-20

## Xeri-Bug™ Emitters

Point-Source Low-Flow Emitters for Watering the Root Zones of Plants, Trees, and Container Plants

- The only emitters with self-piercing barbs, making them the easiest to install using the Xeriman™ tool
- Widest selection of pressure-compensating emitters, with 3 flow rates and 3 inlet options
- Most compact and unobtrusive emitters

### Features

- Flow-rates of 0.5, 1.0 and 2.0 gph (1.89, 3.79 and 7.57 l/h)
  - Pressure-compensating design delivers uniform flow throughout a wide pressure range (15 to 50 psi; 1.0 to 3.5 bar)
- Available with 3 different inlets (1.0 and 2.0 models):
  - Self-piercing barb for quick, one-step insertion into 1/2" or 3/4" drip tubing
  - 10-32 threaded inlet that easily threads into a PolyFlex Riser (see page 177), 1032 Thread adapter (page 177) or 1800 Xeri-Bubbler Adapter (page 177)
  - 1/2" FPT inlet that easily threads onto a 1/2" PVC riser (1.0 and 2.0 gph models)
- Outlet barb securely retains 1/4" Distribution Tubing (XQ)
- Design makes installation and maintenance easy
  - Self-flushing action minimizes clogging
  - Robust design made from highly inert materials that are resistant to chemicals
  - Durable plastic construction is UV-resistant
- Color-coded to identify flow rate

### Operating Range

- Flow: 0.5 to 2.0 gph (1.89 to 7.57 l/h)
- Pressure: 15 to 50 psi (1.0 to 3.5 bar)
- Required filtration: 150 to 200 mesh (75 to 100 micron)

### Models: barb inlet x barb outlet

- XB-05PC: Blue, 0.5 gph (1.89 l/h)
- XB-10PC: Black, 1.0 gph (3.79 l/h)
- XB-20PC: Red, 2.0 gph (7.57 l/h)

### Models: 10-32 thread inlet x barb outlet

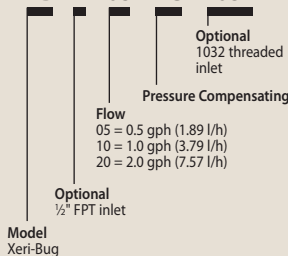
- XB-05PC-1032: Blue, 0.5 gph (1.89 l/h)
- XB-10PC-1032: Black, 1.0 gph (3.79 l/h)
- XB-20PC-1032: Red, 2.0 gph (7.57 l/h)

### Models: 1/2" FPT inlet x barb outlet

- XBT-10: Black, 1.0 gph (3.79 l/h)
- XBT-20: Red, 2.0 gph (7.57 l/h)

### How To Specify

XB - T - 05 - PC - 1032



Use a 1032-threaded emitter on a polyflex riser cut just above grade for high traffic areas. This configuration will ensure proper emitter alignment and healthy plants, despite the foot traffic!



### Xeri-Bug Emitter Specifications and Models

Model	Inlet Type/ Color	Nominal Flow gph	Filtration Required mesh
XB-05PC	Barb/Blue	0.5	200
XB-10PC	Barb/Black	1.0	150
XB-20PC	Barb/Red	2.0	150
XB-05PC1032	10-32T/Blue	0.5	200
XB-10PC1032	10-32T/Black	1.0	150
XB-20PC1032	10-32T/Red	2.0	150
XBT-10PC	½" FPT/Black	1.0	150
XBT-20PC	½" FPT/Black	2.0	150

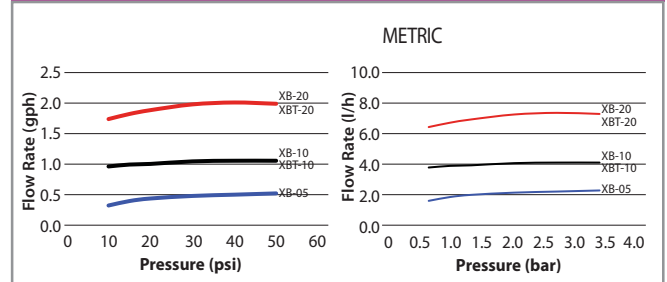
### Xeri-Bug Emitter Specifications and Models

Model	Inlet Type/ Color	Nominal Flow l/h	Filtration Required micron
XB-05PC	Barb/Blue	1.89	75
XB-10PC	Barb/Black	3.79	100
XB-20PC	Barb/Red	7.57	100
XB-05PC1032	10-32T/Blue	1.89	75
XB-10PC1032	10-32T/Black	3.79	100
XB-20PC1032	10-32T/Red	7.57	100
XBT-10PC	½" FPT/Black	3.79	100
XBT-20PC	½" FPT/Black	7.57	100



Xeri-Bug™ Emitter, TS025-1/4" stake, and DBC025 Diffuser Bug Cap

### Xeri-Bug Emitter Performance



(For reference numbers below, please see the  
Xerigation System Overview page 162)

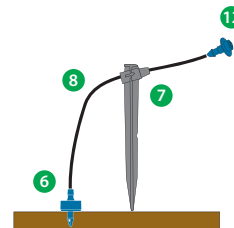
#### Installation Option 1

Using a Xeriman Tool, insert an emitter directly into ½" drip tubing or between dripline emitters as needed.



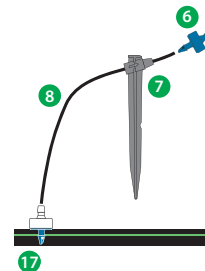
#### Installation Option 2

For more precise water placement, use ¼" distribution tubing, a ¼" tubing stake, and a bug cap.



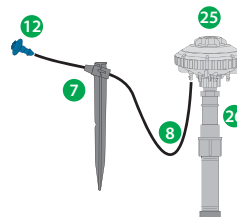
#### Installation Option 3

For precise water placement, a barbed connector can be punched into distribution tubing. The emitter is then placed at the end of the ¼" distribution tubing. NOTE: should the emitter become dislodged, unregulated flow will occur.



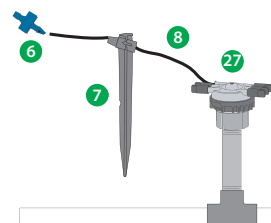
#### Installation Option 4

The Xeri-Bird 8 provides a centralized location for up to eight emitters. A mix of Xeri-Bug and/ or PC emitters can be used to provide the flow rates needed for different plant materials. Tentacles of ¼" distribution tubing, ¼" tubing stakes, and bug caps allow for precise water placement.



#### Installation Option 5

The 6 Outlet Manifold provides a centralized water distribution connection for up to six emission devices. Connect the ¼" distribution tubing to one of the outlets. Use a ¼" tubing stake to ensure precise water placement. The emitter is placed on the end of the ¼" distribution tubing to regulate the water flow. NOTE: should the emitter become dislodged, unregulated flow will occur.



## Multi-Outlet Xeri-Bug™

### Features

- Pressure compensating design delivers uniform flow throughout a wide pressure range (15 to 50 psi; 1.0 to 3.5 bar)
- Six-outlet emitter supplied with one outlet opened. Simply clip the outlet tips open with snips or clippers for additional operational ports
- Barbed outlets retain 1/4" Distribution Tubing (XQ)
- Self-flushing action minimizes clogging
- Durable, UV-resistant color-coded plastic housing

### Operating Range

- Flow: 0.5, 1.0 or 2.0 gph (1.89, 3.79 or 7.57 l/h)
- Pressure: 15 to 50 psi (1.0 to 3.5 bar)
- Filtration: 150-mesh (100-microns)

### Models: barb inlet x barb outlet

- XB-05-6: Blue, 0.5 gph (1.89 l/h)
- XB-10-6: Black, 1.0 gph (3.79 l/h)
- XB-20-6: Red, 2.0 gph (7.57 l/h)

### Models: 1/2" FPT inlet x barb outlet

- XBT-05-6: Blue, 0.5 gph (1.89 l/h)
- XBT-10-6: Black, 1.0 gph (3.79 l/h)
- XBT-20-6: Red, 2.0 gph (7.57 l/h)

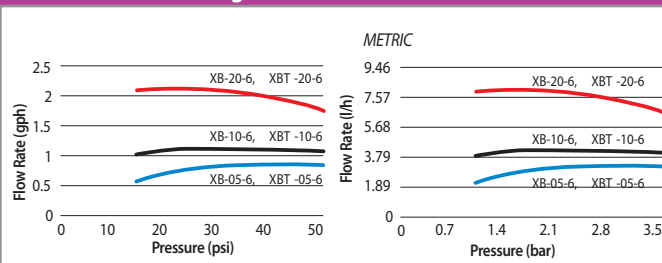


XB-05-6, XB-10-6, XB-20-6



XBT-05-6, XBT-10-6, XBT-20-6

### Multi-Outlet Xeri-Bug Emitter Performance



## 6 Outlet Manifold - EMT-6XERI

### Features

- 1/2" FPT inlet threads onto 1/2" riser and provides a manifold with six free-flowing 1/4" barb outlets
- Each barb outlet is sealed with a durable plastic cap
- Plastic caps remove easily, allowing for a drip area that can be customized with up to six different emission devices
- Attach 1/4" Distribution Tubing (XQ) onto each outlet for use with: Xeri-Bugs, PC Modules, Xeri-Pops, Xeri-Sprays, and Xeri-Bubblers

### Operating Range

- Pressure: 15 to 50 psi (1.0 to 3.5 bar)

### Model

- EMT-6XERI



EMT-6XERI

## 1/4" Self-Piercing Barb Connector

### Features


- Used to connect 1/4" Distribution Tubing into 1/2" or 3/4" distribution tubing
- Self-piercing barb inlet is easily inserted into 1/2" or 3/4" distribution tubing using a Xeriman™ Tool (XM-Tool)
- Outlet barb accepts 1/4" Distribution Tubing (XQ). Gray outlet barb indicates unit has unrestricted flow

### Operating Range

- Pressure: 0 to 50 psi (0 to 3.5 bar)

### Model

- SPB-025



SPB-025

## 1/2" FPT x Barb Grey Transfer Fitting

NEW

### Features

- Grey outlet to designate open flow
- 1/2" FPT inlet can be easily attached to a schedule 80 riser or the top of an 1800 Retro
- Barbed outlet so 1/4" distribution tubing or 1/4" drip tubing can be easily and securely attached

### Operating Range

- Pressure: 0 to 50 psi (0 to 3.5 bar)

### Model

- XT025



XT025

## Xeri-Bird™ 8 Multi-Outlet Emission Device

The Most Flexible and Feature-Rich Multi-Outlet Device on the Market, Ideal for New Projects and Retrofit Applications

- The only multi-outlet device on the market with 8 configurable ports and 10 flow options for each port for maximum flexibility
- XBD-80 and XBD-81 models each contain a built-in filter. Makes retro-fitting easy when installed with the optional in-stem pressure regulator (PRS-050 page 204)
- Easy to maintain, because body can be easily removed from riser

### Features

- Threads onto any 1/2" riser and delivers water to multiple locations for increased system flexibility
- Each port accepts a Xeri-Bug™ Emitter or PC Module for independent flows from 0.5 to 24 gph (1.89 to 90.84 l/h) or use a self-piercing barb connector (SPB-025) for unrestricted flow
- XBD-80 and XBD-81 models each feature an integral 200 mesh (75 micron) filter which is easily serviceable from the top of the unit
- Eight bottom-mounted, sure-grip barbed outlets securely retain 1/4" Distribution Tubing (XQ)
- Unique union base nut allows removal of Xeri-Bird 8 body from riser for easy installation and maintenance
- Emitters must be installed inside the Xeri-Bird to prevent excess back pressure

### Operating Range

- Flow: 0 to 24 gph (0 to 90.84 l/h) per outlet
- Pressure: 15 to 50 psi (1.0 to 3.5 bar)

### Models

- XBD-80: Xeri-Bird 8 unit (includes 7 removable port plugs and filter)
- XBD-81: Xeri-Bird 8 unit (includes eight 1 gph (3.79 l/h) Xeri-Bug emitters factory installed, and filter)

### Replacement Parts:

- XBD8SCRN: replacement screen and two o-rings



XBD-80



XBD-80 With 8 Xeri-Bugs and In-Stem Regulator Shown Installed (Order Xeri-Bugs and In-Stem Pressure Regulator Separately)



**Helpful Hint:** Always install emitters with the pointed end (inlet barb) or threaded end up, as shown



Use a mix of Xeri-Bug and Pressure Compensating Module emitters in a Xeri-Bird 8 to accommodate the watering needs of different plant materials. When mixing emitters, be sure to note the system run-time to prevent over- or under-watering.



PC-05, PC-07, PC-10



PC-12, PC-18, PC-24



PC-05-1032, PC-07-1032, PC-10-1032

1032-threaded models are specifically designed to be used with PolyFlex Risers, 1032 thread adapters (1032-A), or 1800 Xeri-Bubbler Adapter (XBA-1800)

NEW



PCT-05, PCT-07, PCT-10

1/2" FPT inlet that easily threads onto a 1/2" PVC riser

## How To Specify

PC - T - 05 - 1032

Model  
PC: Pressure-Compensating

1/2" FPT Inlet

Flow  
5 gph (18.93 l/h)

Optional  
1032 threaded inlet

## Pressure-Compensating Modules

Point-Source Medium-Flow Emitters for Watering Larger Shrubs and Trees

- The only emitters with self-piercing barbs, making them the easiest to install using the Xeriman™ tool
- Widest selection of pressure-compensating emitters, with 6 flow rates and 3 inlet options
- Most compact and unobtrusive emitters

### Features

- Flow rates from 5 to 24 gph (18.93 to 90.84 l/h)
- Pressure-compensating design delivers uniform flow throughout a wide pressure range (10 to 50 psi; 0.7 to 3.5 bar)
- Available with 3 different inlets:
  - Self-piercing barbs for quick one-step emitter insertion into 1/2" or 3/4" drip tubing
  - 10-32 threaded inlet that easily threads into a PolyFlex Riser (see page 177), 1032 Thread adapter (page 177) or 1800 Xeri-Bubbler Adapter (page 177)
  - 1/2" FPT inlet that easily threads onto a 1/2" PVC riser
- Robust design - durable plastic construction is UV-resistant and color-coded to identify flow rate

### Operating Range\*

- Flow: 5 to 24 gph (18.93 to 90.84 l/h)
- Pressure: 10 to 50 psi (0.7 to 3.5 bar)
- Required filtration: 100 mesh (150 micron)

\* **Note:** Use a PC Diffuser Cap to eliminate squirting water when using a PC Module staked at the end of 1/4" Distribution Tubing (XQ) or on a PolyFlex Riser (PFR/FRA)

### Models: barb inlet x barb outlet

- PC-05: Light brown, 5 gph (18.93 l/h)
- PC-07: Violet, 7 gph (26.50 l/h)
- PC-10: Green, 10 gph (37.85 l/h)
- PC-12: Dark brown, 12 gph (45.42 l/h)
- PC-18: White, 18 gph (68.13 l/h)
- PC-24: Orange, 24 gph (90.84 l/h)

### Models: 10-32 thread inlet x barb outlet

- PC-05-1032: Light brown, 5 gph (18.93 l/h)
- PC-07-1032: Violet, 7 gph (26.50 l/h)
- PC-10-1032: Green, 10 gph (37.85 l/h)

### Models: 1/2" FPT thread Inlet

- PCT-05: Light Brown, 5 gph (18.93 l/h)
- PCT-07: Violet, 7 gph (26.50 l/h)
- PCT-10: Green, 10 gph (37.85 l/h)

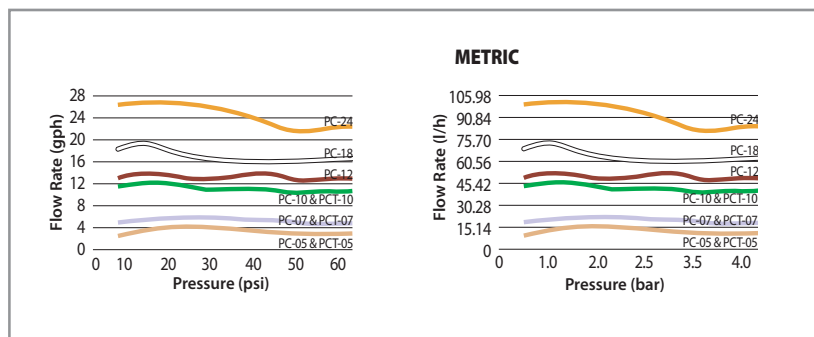


## Pressure-Compensating Modules

Pressure-Compensating Module Models			
Model	Inlet Type/ Outlet/Color	Nominal Flow gph	Filtration Required mesh
PC-05	Barb / light brown	5	100
PC-07	Barb / violet	7	100
PC-10	Barb / green	10	100
PC-12	Barb / dark brown	12	100
PC-18	Barb / white	18	100
PC-24	Barb / orange	24	100
PC-05-1032	10-32T / light brown	5	100
PC-07-1032	10-32T / violet	7	100
PC-10-1032	10-32T / green	10	100
PCT-05	NPT / light brown	5	100
PCT-07	NPT / violet	7	100
PCT-10	NPT / green	10	100

Pressure-Compensating Module Models   METRIC			
Model	Inlet Type/ Outlet/Color	Nominal Flow l/h	Filtration Required micron
PC-05	Barb / light brown	18.93	150
PC-07	Barb / violet	26.50	150
PC-10	Barb / green	37.85	150
PC-12	Barb / dark brown	45.42	150
PC-18	Barb / white	68.13	150
PC-24	Barb / orange	90.84	150
PC-05-1032	10-32T / light brown	18.93	150
PC-07-1032	10-32T / violet	26.50	150
PC-10-1032	10-32T / green	37.85	150
PCT-05	NPT / light brown	18.93	150
PCT-07	NPT / violet	26.50	150
PCT-10	NPT / green	37.85	150

## Pressure-Compensating Modules & Bubblers Performance



## PC Diffuser Caps



PC Diffuser

PC Diffuser Caps are designed to fit onto outlet of pressure-compensating drip modules

**Models:** (see page 176 for complete information)

- PC Diffuser: Black
- PC-DIFF-PPL: Purple, to designate non-potable water



PC Module with PC Diffuser Cap on PolyFlex Riser (PolyFlex Risers available in 12" and 24" models)



SQ Nozzle Installed on PolyFlex Riser  
with Nozzle Adapter



SQ Nozzles with Screens

## One Nozzle...Two Throws

With a simple turn of the nozzle to the next preset stop, the Rain Bird SQ Nozzle adjusts from a 2.5' (0.8 m) throw to a 4' (1.2 m) throw. It's like having two nozzles in one.



## Can be used on...

The SQ Nozzle is an ideal solution for a wide range of difficult-to-design areas, thanks to its compatibility with popular irrigation products.



1800® Series  
Spray Heads

Xeri-Pop  
Spray Heads

Polyflex  
Risers

Schedule 80  
Risers

## SQ Series, Square Pattern Nozzles

The Most Precise and Efficient, Low-Volume Spray Solution  
for Irrigation of Small Areas with Dense Plantings

- Square spray pattern and pressure compensation offer increased efficiency and control, reducing overspray, property damage and liability
- Unique edge to edge capabilities for non-turf applications reduces the number of nozzles needed, which decreases cost and dramatically reduces installation time
- Simplify design and installation with the flexibility of applications: one nozzle throws 2.5' or 4' (0.8 m or 1.2 m) and can be used on a variety of spray heads and risers
- Meets micro irrigation system requirement for less than 26 gph flow rate at 30 psi

## Features

- Square spray pattern with edge-to-edge coverage allows you to easily design and install in small spaces
- Pressure compensation design delivers uniform flow over the pressure range
- Available in 3 models—quarter, half and full patterns with matched precipitation rate
  - Virtual no-mist performance from 20 psi to 50 psi
  - Two throw distances in each nozzle. One simple click adjusts to 2.5' or 4' (0.8 m or 1.2 m)
  - Shipped with blue filter screen (0.02" x 0.02") to maintain precise distance of flow, and to prevent clogging
- Compatible with all 1800 Sprays, Xeri-Pops, New PolyFlex Riser Adapter, UNI-Spray and SCH 80 risers

## Operating Range

- Pressure: 20 to 50 psi (1.4 to 3.5 bar)
- Flow rates: 6, 12 and 24 gph (22.7, 45.4 and 90.8 l/h)
- Required filtration: 40 mesh




## Models




- SQ QTR: SQ Nozzle, quarter pattern
- SQ HLF: SQ Nozzle, half pattern
- SQ FUL: SQ Nozzle, full pattern
- SQ ADP12: SQ Nozzle Adapter with 12" PolyFlex Riser
- SQ ADP24: SQ Nozzle Adapter with 24" PolyFlex Riser
- SQ ADP: SQ PolyFlex Riser Adapter only




\* **Note:** A PA-8S Plastic Shrub Adapter (see page 19) is needed when using an SQ Series Nozzle mounted on a SCH 80 riser.






SQ Series Nozzles provide a precise square wetting pattern and efficient water placement with pressure compensation – resulting in up to 65% water savings. They are great for narrow planting beds, parking lot islands, walkways, parkways, and street medians.

SQ Nozzle Performance					
2.5 feet throw @ 6" height above grade					
Nozzle	Pressure psi	Throw Radius ft.	Flow gph	Flow gpm	Precip. Rate w/no overlap in/h
	20	2.5	6.4	0.11	1.64
	30	2.5	7.4	0.12	1.90
	40	3.0	7.4	0.12	1.32
	50	3.0	7.4	0.12	1.32
	20	2.5	10.2	0.17	1.31
	30	2.5	12.2	0.20	1.57
	40	3.0	13.7	0.23	1.22
	50	3.0	13.7	0.23	1.22
	20	2.5	20.0	0.33	1.28
	30	2.5	24.2	0.40	1.55
	40	3.0	27.3	0.46	1.22
	50	3.0	27.3	0.46	1.22

SQ Nozzle Performance					METRIC
0.8 m throw @ 0.15 m height above grade					
Nozzle	Pressure bar	Throw Radius m.	Flow lph	Flow lpm	Precip. Rate w/no overlap mm/h
	1.4	0.8	24	0.40	42
	2.1	0.8	28	0.47	48
	2.8	0.9	28	0.47	34
	3.4	0.9	28	0.47	34
	1.4	0.8	39	0.65	33
	2.1	0.8	46	0.77	40
	2.8	0.9	52	0.87	31
	3.4	0.9	52	0.87	31
	1.4	0.8	76	1.27	33
	2.1	0.8	92	1.53	39
	2.8	0.9	103	1.72	31
	3.4	0.9	103	1.72	31




SQ Nozzle Performance					
4 feet throw @ 6" height above grade					
Nozzle	Pressure psi	Throw Radius ft.	Flow gph	Flow gpm	Precip. Rate w/no overlap in/h
	20	4.0	6.4	0.11	0.64
	30	4.0	7.4	0.12	0.74
	40	4.5	7.4	0.12	0.59
	50	4.5	7.4	0.12	0.59
	20	4.0	10.2	0.17	0.51
	30	4.0	12.2	0.20	0.61
	40	4.5	13.7	0.23	0.54
	50	4.5	13.7	0.23	0.54
	20	4.0	20.0	0.33	0.50
	30	4.0	24.2	0.40	0.61
	40	4.5	27.3	0.46	0.54
	50	4.5	27.3	0.46	0.54

SQ Nozzle Performance					METRIC
1.2 m throw @ 0.15 m height above grade					
Nozzle	Pressure bar	Throw Radius m.	Flow lph	Flow lpm	Precip. Rate w/no overlap mm/h
	1.4	1.2	24	0.40	16
	2.1	1.2	28	0.47	19
	2.8	1.4	28	0.47	15
	3.4	1.4	28	0.47	15
	1.4	1.2	39	0.65	13
	2.1	1.2	46	0.77	16
	2.8	1.4	52	0.87	14
	3.4	1.4	52	0.87	14
	1.4	1.2	76	1.27	13
	2.1	1.2	92	1.53	15
	2.8	1.4	103	1.72	14
	3.4	1.4	103	1.72	14




Performance data taken in zero wind conditions

### SQ Nozzles



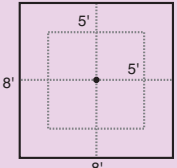
#### Quarter Model

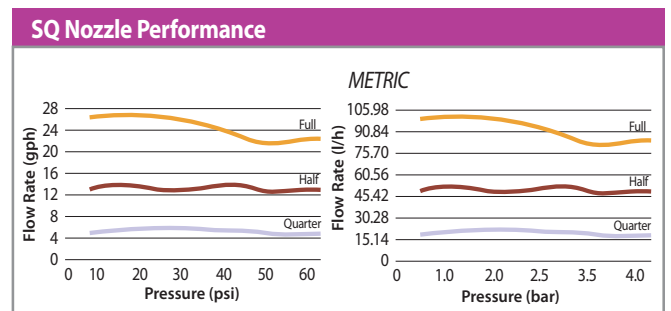




#### Half Model

#### Full Model



## Xeri-Pop™ Micro-Spray

The Xeri-Pop™ Micro-Spray Makes It Easy to Integrate a Durable Micro-Spray into a Low-Volume Irrigation Design

- The only pop-up spray that works in low-volume low-pressure application, and this is the perfect solution to vandal-prone areas
- Xeri-Pops can be installed and located in nearly any location and are ideal for small, odd-shaped planting beds; the 12" version is perfect for annual flower beds
- Xeri-Pops work with Rain Bird 5' and 8' MPR nozzles and SQ Series Nozzles — nozzles with square spray patterns and adjustable throws of 2.5' and 4'

### Features

- The Xeri-Pop can operate with 20 to 50 psi base pressure when water is supplied via 1/4" Distribution Tubing (XQ)
- The flexibility of 1/4" tubing allows the Xeri-Pop to be easily located and relocated as planting conditions dictate
- A durable, plastic snap-collar (on 4" and 6" models) secures the 1/4" tubing to the outside of the Xeri-Pop case
- The Xeri-Pop's 1/4" Distribution Tubing can readily connect to 1/2" or 3/4" polyethylene tubing or to a multi-outlet manifold (EMT-6XERI). Connections to polyethylene tubing are accomplished with either an SPB-025 1/4" Self-piercing barb Connector or an XBF1CONN 1/4" barb Connector
- External parts are UV-resistant and available in 4", 6" and 12" pop up heights

### Operating Range

- Pressure: 20 to 50 psi (1.4 to 3.5 bar)
- Filtration: Depends on nozzle used with Xeri-Pop

### Models

- XP-400X: 4-inch pop-up
- XP-600X: 6-inch pop-up
- XP-1200X: 12-inch pop-up

### Nozzle Options

- SQ Series Nozzles (page 170)
- 5 Series MPR Nozzle (all configurations)
- 5 Series Plastic Bubbler
- 8 Series MPR Nozzle (8H, 8T and 8Q)



12" Xeri-Pop in planting bed

XP-400X



XP-600X



XP-1200X



### How To Specify

#### XP - 600X

Model  
Xeri-Pop

Pop-Up Height  
400X = 4" Pop-up  
600X = 6" Pop-up  
1200X = 12" Pop-up

Always install a PCS-010, -020, 030, or -040 Pressure-Compensating Screen whenever a SB Bubbler Nozzle is installed on a Xeri-Pop.



## Xeri-Bubblers™

Ideal for Shrub Plantings, Trees, Containers, and Flower Beds

### Features

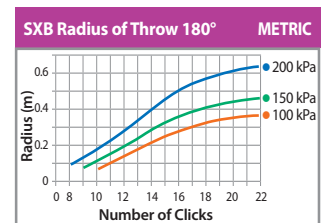
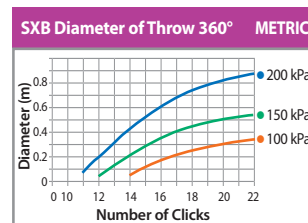
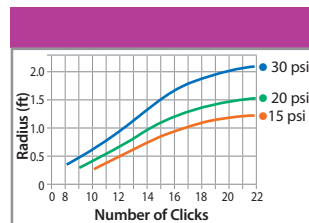
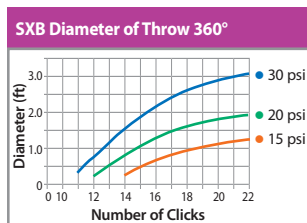
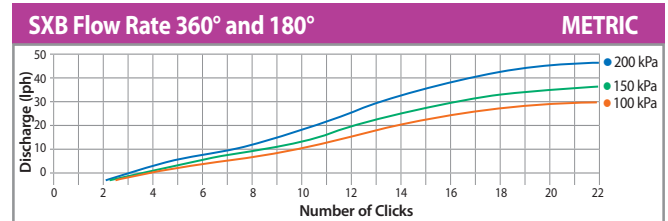
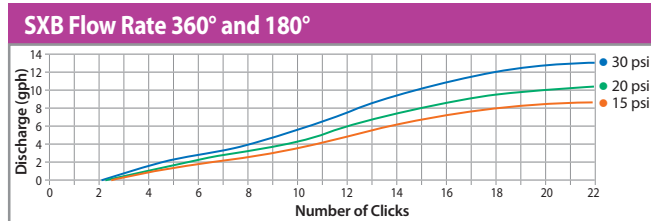
- Adjust flow and radius by turning outer cap
- Clean by completely unscrewing cap from base unit
- Three convenient installation connections available for design flexibility: 10-32 self-tapping thread, 1/4" barb, and 5" spike

### Operating Range

- SXB Series flow: 0 to 13 gph (0 to 49.21 l/h)
- UXB Series flow: 0 to 35 gph (0 to 132.48 l/h)
- Pressure: 15 to 30 psi (1.0 to 2.1 bar)

### Models

- SXB-180-1032: Half-circle, 5 streams, 10-32 thread
- SXB-180-025: Half-circle, 5 streams, 1/4" barb
- SXB-180-SPYK: Half-circle, 5 streams, 5" spike; includes barb x barb coupler
- SXB-360-1032: Full-circle, 8 streams, 10-32 thread
- SXB-360-025: Full-circle, 8 streams, 1/4" barb
- SXB-360-SPYK: Full-circle, 8 streams, 5" spike includes barb x barb coupler
- UXB-360-1032: Full-circle, umbrella, 10-32 thread
- UXB-360-025: Full-circle, umbrella, 1/4" barb
- UXB-360-SPYK: Full-circle, umbrella, 5" spike includes barb x barb coupler



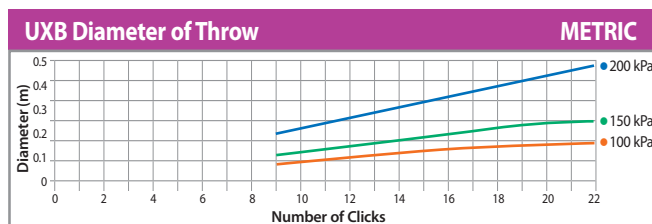
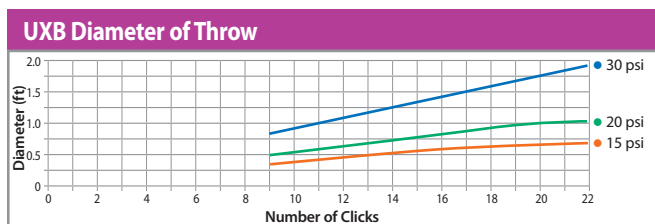
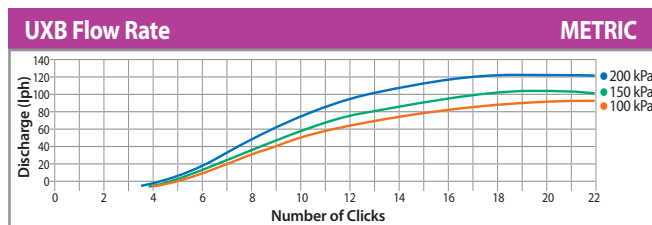
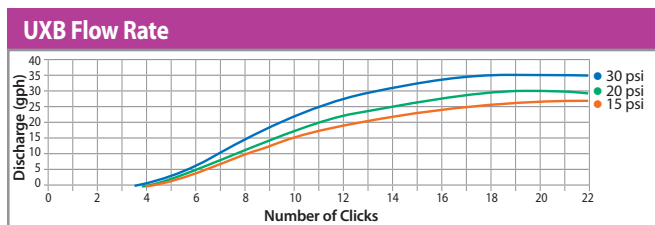
### How To Specify

#### SXB - 180 - 1032

Connection  
1032: 10-32 self-tapping thread  
025: 1/4" barb  
SPYK: 5" spike

Pattern  
180 = Half circle  
360 = Full-circle

Model  
SXB: Stream Bubbler  
UXB: Umbrella Bubbler



## Xeri-Sprays™ and Misters

Ideal for Ground Cover, Mass Plantings, Annual Flower Beds, and Containers

### Features

- Adjust flow/radius by turning integral ball valve
- Uniform emission pattern provides excellent distribution
- 10-32 self-tapping threads fit into ½" x 10-32 adapter (10-32A); 1800 Xeri-Bubbler™ adapter (XBA-1800); and PolyFlex Riser (PFR-12)

### Operating Range

- Flow: 0 to 31 gph (0 to 117.34 l/h)
- Pressure: 10 to 30 psi (0.75 to 2.1 bar)
- Radius: 0 to 13.4 feet (0 to 4.1 m) full-circle; 0 to 10.6 feet (0 to 3.2 m) quarter- and half-circle

### Models

- XS-090: Quarter-circle, spray
- XS-180: Half-circle, spray
- XS-360: Full-circle, stream spray
- X360 ADJMST: Full-circle, mist

Landscape Drip



## Xeri-Spray™ 360° True Spray

Ideal for Mass Plantings, Ground Cover, Annual Flower Beds and Containers

### Features

- True micro-spray with full-circle fan spray pattern
- Adjust flow/radius by turning outer cap
- Three convenient installation connections for design flexibility: 10-32 self-tapping thread, ¼" barb and 5" spike
- Easily cleaned by completely unscrewing cap from base unit

### Operating Range

- Flow: 0 to 24.5 gph (0 to 92.7 l/h)
- Pressure: 15 to 30 psi (1.0 to 2.1 bar)
- Radius: 0 to 6.7 feet (0 to 2.0 m)

### Models

- XS-360TS-1032: 10-32 threads
- XS-360TS-025: ¼" barb
- XS-360TS-SPYK: 5" spike; includes barb x barb coupler



### Xeri-Sprays™ and Misters Performance

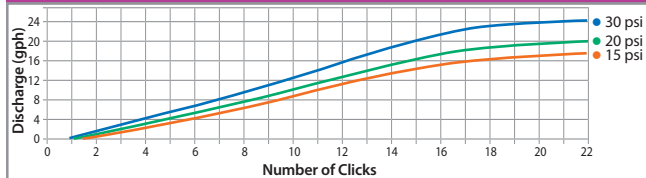
Pressure psi	Flow gph	XS-90 Radius of Throw ft.	XS-180 Radius of Throw ft.	XS-360 Radius of Throw ft.	360 Mister Radius of Throw ft.
10	0-16.7	0-6.4	0-6.7	0-9.2	0-1.5
15	0-21.0	0-8.1	0-8.1	0-11.3	0-1.3
20	0-24.5	0-9.4	0-9.5	0-12.9	0-1.5
25	0-28.0	0-9.8	0-10.1	0-13.2	0-1.4
30	0-31.0	0-10.3	0-10.6	0-13.4	0-1.3

### Xeri-Sprays™ and Misters Performance

METRIC

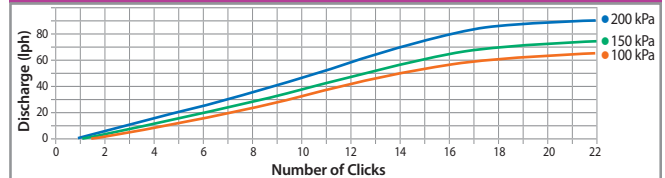
Pressure bar	Flow l/h	XS-90 Radius of Throw m.	XS-180 Radius of Throw m.	XS-360 Radius of Throw m.	360 Mister Radius of Throw m.
0.7	0-63.21	0-2.0	0-2.0	0-2.8	0-0.46
1.0	0-79.49	0-2.5	0-2.5	0-3.4	0-0.40
1.4	0-92.73	0-2.9	0-2.9	0-3.9	0-0.44
1.7	0-105.98	0-3.0	0-3.1	0-4.0	0-0.43
2.1	0-117.34	0-3.1	0-3.2	0-4.1	0-0.40

### Xeri-Spray 360° True Spray Flow Rate

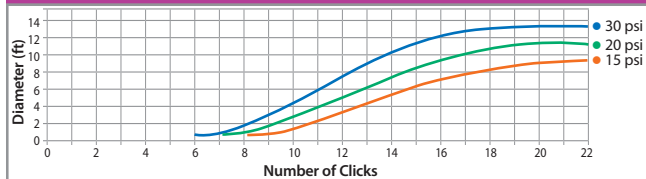


### Xeri-Spray 360° True Spray Flow Rate

METRIC

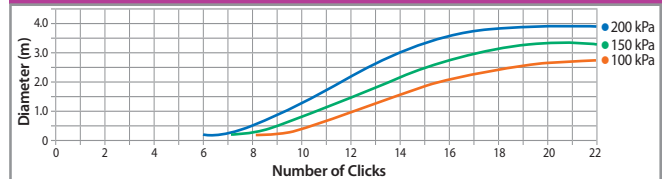


### Xeri-Spray 360° True Spray Diameter of Throw



### Xeri-Spray 360° True Spray Diameter of Throw

METRIC



## Diffuser Bug Cap

### Features

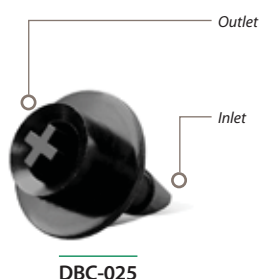
- Prevents bugs and other debris from clogging 1/4" Distribution Tubing
- Barbed inlet fits into 1/4" Distribution Tubing (XQ)
- Flanged shield diffuses water to minimize soil erosion at emission point

### Operating Range

- Pressure: 0 to 50 psi (0 to 3.5 bar)

### Models

- DBC-025: Black



## PC Diffuser Cap

### Features

- Cap snaps securely onto the PC Module and XB emitter outlet to create bubbler effect and prevent wash out
- Designed for quick and easy installation
- Made of UV-resistant polyethylene material

### Models

- PC Diffuser: Black
- PC-DIFF-PPL: Purple to designate non-potable water



## Suggested Applications



A. 1/4" tubing, 1/4" stake, PC Module, Diffuser Bug Cap.  
Used for runs greater than 5 feet from main line

B. 1/4" tubing, 1/4" stake, Diffuser Bug Cap.  
Used for runs up to 5 feet from main line

(Drip emitter not shown – installed directly into lateral line)

## Universal 1/4" Tubing Stake

### Features

- Holds 1/4" Distribution Tubing and emitter or Diffuser Bug Cap firmly in place at the root zone of the plant
- Designed to securely hold Rain Bird and other manufacturers' 1/4" Distribution Tubing — 0.16" to 0.18" I.D. and 0.22" to 0.25" O.D.
- Rigid stake featuring a flat enlarged head designed to withstand hammering into tough soil

*Note: If emitter is installed at inlet to distribution tubing, use a Diffuser Bug Cap (DBC-025) at outlet of tubing to prevent bugs from clogging tubing and to help hold tubing in place*

### Model

- TS-025



## 1/4" Tubing Stake with Cap

### Features

- Locking cap holds tubing in place
- Used for holding 1/4" Distribution Tubing (XQ) in place at the plant root zone
- Accepts 1/4" Distribution Tubing from 0.19 O.D. to 0.256 O.D.
- Bug cap included
- Constructed of UV-resistant plastic material

### Model

- TS-025WCAP





## 12" PolyFlex Riser

### Features

- 12" riser that is used with any 10-32 threaded emission device to deliver water directly to a plant. These include Xeri-Bugs, PC Modules, Xeri-Bubblers and Xeri-Sprays
- Extremely rugged and reliable – constructed of thick-walled, high-density polyethylene
- Can be used with a riser-stake (RS-025T)

### Operating Range

- Pressure: 15 to 50 psi (1.0 to 3.5 bar)

### Model

- PFR-12

PFR-12



## PolyFlex Riser and Adapter Assemblies

### Features

- 12" or 24" riser that is pre-assembled with a 1/2" male threaded base that simplifies installation
- Use with any 10-32 threaded emission device to deliver water directly to a plant. These include Xeri-Bugs, PC Modules, Xeri-Bubblers and Xeri-Sprays
- Newly-designed adapter with larger tabs makes installation quicker and easier; can be used on PVC laterals, or with any 1/2" female threaded adapter
- Adapter made of heavy-duty Marlex®, which requires no Teflon® tape, saving time during installation
- Extremely rugged and reliable PolyFlex Riser constructed of thick-walled, high-density polyethylene

### Operating Range

- Pressure: 15 to 50 psi (1.0 to 3.5 bar)

### Models

- PFR-FRA: 12" (30.5 cm) PolyFlex Riser and adapter
- PFR-FRA24: 24" (61.0 cm) PolyFlex Riser and adapter

PFR-FRA



## PolyFlex Riser and Stake Assembly

### Features

- 12" riser that is pre-assembled with a 7" (30.5 cm) stake
- Use with any 10-32 threaded emission device to deliver water directly to a plant. These include Xeri-Bugs, PC Modules, Xeri-Bubblers and Xeri-Sprays
- Saves time and money when installing a low-volume irrigation system
- Extremely rugged and reliable PolyFlex Riser constructed of thick-walled, high-density polyethylene

### Operating Range

- Pressure: 15 to 50 psi (1.0 to 3.5 bar)

### Model

- PFR-RS: 12" (30.5 cm) PolyFlex Riser and 7" (30.5 cm) stake

PFR-RS



## Riser Stake-Threaded

### Features

- Rugged 5" (12.7 cm) stake for use with PolyFlex Risers
- Constructed of UV-resistant plastic material
- Barbed side inlet accepts 1/4" Distribution Tubing (XQ)
- 10-32 threaded outlet permits easy threading of 12" (30.5 cm) PolyFlex Riser (PFR-12)

### Operating Range

- Pressure: 15 to 50 psi (1.0 to 3.5 bar)

### Model

- RS-025T

RS-025T



## 10-32 Thread Adapter

### Features

- Inlet: 1/2" FPT that screws onto any 1/2" MPT riser
- Outlet: 10-32 threads that accept Xeri-Bugs, PC Modules, Xeri-Bubblers and Xeri-Sprays with 10-32 threads
- Constructed of UV-resistant plastic material

### Operating Range

- Pressure: 15 to 50 psi (1.0 to 3.5 bar)

### Model

- 10-32A

10-32A



## 1800 Xeri-Bubbler Adapter

### Features

- Inlet: 1/2" female threads that screw onto a Rain Bird 1800 series or UNI-Spray or shrub adapter
- Outlet: 10-32 threads that accept any emission device with 10-32 threads including Xeri-Bugs, PC Modules, Xeri-Bubblers and Xeri-Sprays
- Sits at grade when installed on a spray head for a robust installation

### Operating Range

- Pressure: 15 to 50 psi (1.0 to 3.5 bar)

### Model

- XBA-1800

XBA-1800





XFD Dripline



Available in Purple for  
Non-Potable water



XFD Dripline Offers Improved  
Flexibility for Kink Resistance  
and Easy Installation

## XFD On-surface Dripline

The Most Flexible, Pressure-Compensating Inline Emitter  
Tubing Available to Irrigate Ground Cover, Dense Plantings,  
Hedge Rows and More

- Extra flexible tubing for fast, easy installation
- Dual-layered tubing (brown over black or purple over black) provides unmatched resistance to chemicals, UV damage and algae growth
- Patent pending emitter design provides for increased reliability
- Longer lateral runs than competition

### Features

- Unique material offers significantly greater flexibility, allowing tighter turns with fewer elbows for easier installation
- Choice of flow rates, spacing and coil lengths provides design flexibility for a variety of non-turfgrass applications
- Accepts Rain Bird Easy Fit Compression Fittings, XF Dripline Insert Fittings and 17mm insert fittings
- Use an Air/Vacuum Relief Valve Kit when installation is below soil

### Operating Range

- Pressure: 8.5 to 60 psi (0.58 to 4.1 bar)
- Flow rates: 0.6 gph and 0.9 gph (2.3 l/h and 3.5 l/h)
- Temperature: Water up to 100° F (37.8C); Ambient up to 125° F (51.7C)
- Required filtration: 120 mesh

### Specifications

- Outside diameter: 0.634" (16.1 mm)
- Inside diameter: 0.536" (13.6 mm)
- Wall thickness: 0.049" (1.2 mm)
- Spacing: 12", 18" or 24"
- Lengths: 100', 250' and 500' coils
- Use with XF Dripline Insert Fittings (see page 183), Rain Bird Easy Fit Compression Fittings (see page 186) and 17mm Insert Fittings

### How To Specify

XFD - P - 09 - 12 - 100

Model  
XFD  
Dripline

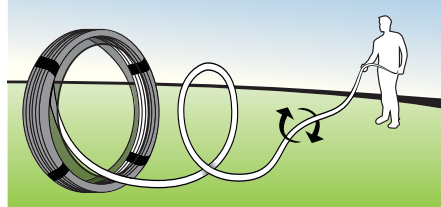
Optional  
Purple

Length of Tubing  
100 = 100' (30.5 m)  
250 = 250' (76.2 m)  
500 = 500' (152.4 m)

Emitter Spacing  
12 = 12" (30.5 cm)  
18 = 18" (45.7 cm)  
24 = 24" (61.0 cm)

Flow Rate  
06 = .61 gph (2.3 l/h)  
09 = .92 gph (3.5 l/h)

### Self-dispensing Dripline



Self-Dispensing Coil Reduces Layout Time  
and Improves Ease of Installation



XFD Dripline



XFD Dripline offers up to 60% water savings due to zero wind loss. It can be installed at grade, just below grade, or under mulch.

XFD On-surface Dripline Models			
Model	Flow gph	Spacing in.	Coil Length ft.
XFD-06-12-100	0.60	12	100
XFD-06-12-250	0.60	12	250
XFD-06-12-500	0.60	12	500
XFD-06-18-100	0.60	18	100
XFD-06-18-250	0.60	18	250
XFD-06-18-500	0.60	18	500
XFD-06-24-500	0.60	24	500
XFD-09-12-100	0.90	12	100
XFD-09-12-250	0.90	12	250
XFD-09-12-500	0.90	12	500
XFD-09-18-100	0.90	18	100
XFD-09-18-250	0.90	18	250
XFD-09-18-500	0.90	18	500
XFD-09-24-500	0.90	24	500
XFDP-06-12-500 (Purple)	0.60	12	500
XFDP-06-18-500 (Purple)	0.60	18	500
XFDP-09-12-500 (Purple)	0.90	12	500
XFDP-09-18-500 (Purple)	0.90	18	500

XFD On-surface Dripline Models			METRIC
Model	Flow l/h	Spacing cm	Coil Length m
XFD-06-12-100	2.30	30.5	30.5
XFD-06-12-250	2.30	30.5	76.5
XFD-06-12-500	2.30	30.5	152.9
XFD-06-18-100	2.30	45.7	30.5
XFD-06-18-250	2.30	45.7	76.5
XFD-06-18-500	2.30	45.7	152.9
XFD-06-24-500	2.30	61.0	152.9
XFD-09-12-100	3.50	30.5	30.5
XFD-09-12-250	3.50	30.5	76.5
XFD-09-12-500	3.50	30.5	152.9
XFD-09-18-100	3.50	45.7	30.5
XFD-09-18-250	3.50	45.7	76.5
XFD-09-18-500	3.50	45.7	152.9
XFD-09-24-500	3.50	61.0	152.9
XFDP-06-12-500 (Purple)	2.30	30.5	152.9
XFDP-06-18-500 (Purple)	2.30	45.7	152.9
XFDP-09-12-500 (Purple)	3.50	30.5	152.9
XFDP-09-18-500 (Purple)	3.50	45.7	152.9

XFD On-surface Dripline Maximum Lateral Lengths (Feet)						
Inlet Pressure psi	Maximum Lateral Length (feet)					
	12" Spacing		18" Spacing		24" Spacing	
	Nominal Flow (gph):		Nominal Flow (gph):		Nominal Flow (gph):	
	0.6	0.9	0.6	0.9	0.6	0.9
15	273	155	314	250	424	322
20	318	169	353	294	508	368
30	360	230	413	350	586	414
40	395	255	465	402	652	474
50	417	285	528	420	720	488
60	460	290	596	455	780	514

XFD On-surface Dripline Maximum Lateral Lengths (Meters)						METRIC
Inlet Pressure bar	Maximum Lateral Length (Meters)					
	30.5 cm		45.7 cm		61.0 cm	
	Nominal Flow (l/h):		Nominal Flow (l/h):		Nominal Flow (l/h):	
	2.3	3.41	2.3	3.41	2.3	3.41
1.0	83.2	47.2	95.7	76.2	129.2	98.2
1.4	96.9	51.5	107.6	89.6	154.8	112.2
2.1	109.7	70.1	125.9	106.7	178.6	123.2
2.8	120.4	77.7	141.7	122.5	198.7	144.5
3.5	127.1	86.9	160.9	128.0	219.5	148.7
4.1	140.2	88.4	181.7	138.7	237.7	156.7

XFD On-surface Dripline Flow( per 100 Feet of Tubing)				
Emitter Spacing	0.6 gph Emitter		0.9 gph Emitter	
12"	61.0 gph	1.02 gpm	92.0 gph	1.53 gpm
18"	41.0 gph	0.68 gpm	61.0 gph	1.02 gpm
24"	31.0 gph	0.51 gpm	46.0 gph	0.77 gpm

XFD On-surface Dripline Flow( per 100 Meters of Tubing)				
Emitter Spacing	2.3 l/h Emitter		3.41 l/h Emitter	
0.30 meter	757.9 l/h	12.6 l/m	1136.7 l/h	18.9 l/m
0.46 meter	502.2 l/h	8.4 l/m	741.3 l/h	12.4 l/m
0.61 meter	378.7 l/h	6.3 l/m	559.0 l/h	9.3 l/m




XFS Sub-Surface Dripline



Irrigation  
Association  
Show Winner



XFS Dripline offers increased  
flexibility for easy installation



Copper Colored Tubing

XFS Sub-Surface Dripline with  
Copper Shield™ Technology

## How To Specify

**XFS - P - 09 - 12 - 100**

Optional P = Purple over black	Length of Tubing 100 = 100' (30.5 m) 500 = 500' (152.4 m)
Model XFS Sub-Surface Dripline	Emitter Spacing 12 = 12" (30.5 cm) 18 = 18" (45.7 cm) 24 = 24" (61.0 cm)
	Flow Rate 06 = .61 gph (2.3 l/h) 09 = .92 gph (3.5 l/h)

## XFS Sub-Surface Dripline with Copper Shield™ Technology

Sub-Surface Drip Irrigation (SDI) perfect for small, narrow and tight planting areas, switchbacks, as well as all turf landscapes

- Rain Bird® XFS Sub-Surface Dripline with Copper Shield™ Technology is the latest innovation in the Rain Bird Xerigation® Family. Rain Bird's patent-pending Copper Shield Technology protects the emitter from root intrusion, creating a long-lasting, low maintenance sub-surface drip irrigation system for use under turf grass or shrub and groundcover areas
- A proprietary tubing material makes the XFS Sub-Surface Dripline with Copper Shield the most flexible tubing in the industry, and the easiest sub-surface dripline to design with and install
- It accepts Rain Bird Easy Fit Compression Fittings, XF Dripline Barbed Insert Fittings and other 17 mm barbed insert fittings

### Features

#### Simple

- Rain Bird's low-profile emitter design reduces in-line pressure loss, allowing longer lateral runs, simplifying design and reducing installation time
- Variety of emitter flow rates, emitter spacing and coil lengths provide design flexibility for either sub-surface turf or sub-surface shrub and groundcover applications

#### Reliable

- XFS Sub-Surface Dripline emitters are protected from root intrusion by Rain Bird's patent-pending Copper Shield™ Technology resulting in a system that does not require maintenance or replacement of chemicals to prevent root intrusion
- The pressure-compensating emitter design provides a consistent flow over the entire lateral length ensuring higher uniformity for increased reliability in the pressure range of 8.5 to 60 psi

#### Durable

- Dual-layered tubing (copper over black) provides unmatched resistance to chemicals, algae growth and UV damage
- Grit Tolerant: Rain Bird's proprietary emitter design resists clogging by use of an extra-wide flow path combined with a self-flushing action

### Operating Range

- Pressure: 8.5 to 60 psi (0.58 to 4.14 bar)
- Flow rates: 0.6 and 0.9 gph (2.3 l/hr and 3.5 l/hr)
- Temperature:
  - Water: Up to 100°F (37.8° C)
  - Ambient: Up to 125°F (51.7° C)
- Required Filtration: 120 mesh

### Specifications

- Dimensions: OD: 0.634" (16mm); ID: 0.536" (13.6mm); Thickness: 0.049" (1.2mm)
- 12", 18", 24" (30.5 cm, 45.7 cm, 61.0 cm) spacing
- Available in 100' and 500' (30.5 m and 152.4 m) coils
- Coil Color: Copper



XFS Sub-Surface Dripline Models			
Model	Flow gph	Spacing in.	Coil Length ft.
XFS-06-12-100	0.60	12	100
XFS-06-12-500	0.60	12	500
XFS-06-18-100	0.60	18	100
XFS-06-18-500	0.60	18	500
XFS-06-24-500	0.60	24	500
XFS-09-12-100	0.90	12	100
XFS-09-12-500	0.90	12	500
XFS-09-18-100	0.90	18	100
XFS-09-18-500	0.90	18	500
XFS-09-24-500	0.90	24	500
XFSP-06-12-500 (Purple)	0.60	12	500
XFSP-06-18-500 (Purple)	0.60	18	500
XFSP-06-24-500 (Purple)	0.60	24	500
XFSP-09-12-500 (Purple)	0.90	12	500
XFSP-09-18-500 (Purple)	0.90	18	500
XFSP-09-24-500 (Purple)	0.90	24	500

XFS Sub-Surface Dripline Models			METRIC
Model	Flow l/h	Spacing cm	Coil Length m
XFS-06-12-100	2.30	30.5	30.5
XFS-06-12-500	2.30	30.5	152.9
XFS-06-18-100	2.30	45.7	30.5
XFS-06-18-500	2.30	45.7	152.9
XFS-06-24-500	2.30	61.0	152.9
XFS-09-12-100	3.50	30.5	30.5
XFS-09-12-500	3.50	30.5	152.9
XFS-09-18-100	3.50	45.7	30.5
XFS-09-18-500	3.50	45.7	152.9
XFS-09-24-500	3.50	61.0	152.9
XFSP-06-12-500 (Purple)	2.30	30.5	152.9
XFSP-06-18-500 (Purple)	2.30	45.7	152.9
XFSP-06-24-500 (Purple)	2.30	61.0	152.9
XFSP-09-12-500 (Purple)	3.50	30.5	152.9
XFSP-09-18-500 (Purple)	3.50	45.7	152.9
XFSP-09-24-500 (Purple)	3.50	61.0	152.9

XFS Sub-Surface Dripline Maximum Lateral Lengths (Feet)						
Inlet Pressure psi	Maximum Lateral Length (feet)					
	12" Spacing		18" Spacing		24" Spacing	
	Nominal Flow (gph):		Nominal Flow (gph):		Nominal Flow (gph):	
	0.6	0.9	0.6	0.9	0.6	0.9
15	273	155	314	250	424	322
20	318	169	353	294	508	368
30	360	230	413	350	586	414
40	395	255	465	402	652	474
50	417	285	528	420	720	488
60	460	290	596	455	780	514

XFS Sub-Surface Dripline Maximum Lateral Lengths (Meters)						METRIC
Inlet Pressure bar	Maximum Lateral Length (Meters)					
	30.5 cm		45.7 cm		61.0 cm	
	Nominal Flow (l/h):		Nominal Flow (l/h):		Nominal Flow (l/h):	
	2.3	3.41	2.3	3.41	2.3	3.41
1.0	83.2	47.2	95.7	76.2	129.2	98.2
1.4	96.9	51.5	107.6	89.6	154.8	112.2
2.1	109.7	70.1	125.9	106.7	178.6	123.2
2.8	120.4	77.7	141.7	122.5	198.7	144.5
3.5	127.1	86.9	160.9	128.0	219.5	148.7
4.1	140.2	88.4	181.7	138.7	237.7	156.7

XFS-Sub-surface Dripline Flow (per 100 Feet of Tubing)				
Emitter Spacing	0.6 gph Emitter		0.9 gph Emitter	
12"	61.0 gph	1.02 gpm	92.0 gph	1.53 gpm
18"	41.0 gph	0.68 gpm	61.0 gph	1.02 gpm
24"	31.0 gph	0.51 gpm	46.0 gph	0.77 gpm

XFS-Sub-surface Dripline Flow (per 100 Meters of Tubing)				
Emitter Spacing	2.3 l/h Emitter		3.41 l/h Emitter	
0.30 meter	757.9 l/h	12.6 l/m	1136.7 l/h	18.9 l/m
0.46 meter	502.2 l/h	8.4 l/m	741.3 l/h	12.4 l/m
0.61 meter	378.7 l/h	6.3 l/m	559.0 l/h	9.3 l/m

## XF Series Blank Tubing

### Features:

- Greater flexibility is easier to install and saves time
- Brown color matches landscape and blends with mulch. Matches XF Series Dripline inline emitter tubing
- Compatible with XF Series Dripline (0.536" I.D. x 0.634" O.D.)
- Accepts Rain Bird Easy Fit Compression Fittings, XF Dripline Insert Fittings, and 17mm insert fittings
- Not compatible with 16 mm fittings

### Specifications

- Outside Diameter: 0.634" (16.1mm)
- Inside Diameter: 0.536" (13.6mm)
- Wall Thickness: 0.049" (1.2mm)



XFD100

### Models:

- XFD100: 100 ft. coil (30m)
- XFD250: 250 ft. coil (76m)
- XFD500: 500 ft. coil (152m)

### Tubing Friction Loss Characteristics

O.D. .634" I.D. .536"			O.D. 16.1mm I.D. 13.6mm			METRIC
Flow gpm	Velocity fps	Loss psi	Flow l/h	Velocity m/s	Loss bar	
0.50	0.70	0.27	113.56	0.21	0.06	
1.00	1.40	0.97	227.12	0.43	0.22	
1.50	2.10	2.06	340.69	0.64	0.46	
2.00	2.80	3.50	454.25	0.85	0.79	
2.50	3.50	5.29	567.81	1.07	1.20	
3.00	4.20	7.42	681.37	1.28	1.68	
3.50	4.90	9.87	794.94	1.49	2.23	
4.00	5.60	12.64	908.50	1.71	2.86	
4.50	6.30	15.72	1022.06	1.92	3.56	
5.00	7.00	19.11	1135.62	2.13	4.32	
5.50	7.70	22.80	1249.19	2.35	5.16	
6.00	8.40	26.78	1362.75	2.56	6.06	

Psi Loss Per 100 Feet of Pipe (psi/100ft.)

bar Loss per 100 Meters of Pipe (bar/100m)

**Note:** Use of tubing at flows shown in dark shaded area is not recommended, as velocities exceed 5 ft/sec (1.5 m/s)

## XF Dripline Insert Fittings

### Features


- Complete line of 17mm insert fittings to simplify installation of XF Series Dripline
- High quality barbs grab tubing for a secure fit
- Unique barb design to reduce insertion force and still retain a secure fit
- Non-obtrusive colored fittings to compliment natural earth tones

### Operating Range

- Pressure: 0 to 50 psi (1.0 to 3.5 bar) (if using 60 psi (4.1 bar) clamps will be required)

### Models

- XFF-COUP: 17mm Barb x Barb Coupling
- XFF-ELBOW: 17mm Barb x Barb Elbow
- XFF-MA-050: 17mm Barb x 1/2" MPT Male Adapter
- XFF-TEE: 17mm Barb x Barb x Barb Tee
- XFF-TMA-050: 17mm Barb x 1/2" MPT x 17mm Barb Tee Male Adapter
- XFF-MA-075: 17mm Barb x 3/4" MPT Male Adapter
- XFD-CROSS: Barb cross 17mm x 17mm x 17mm x 17mm
- XFD-TFA-075: Barb tee female adapter 17mm x 3/4" FPT x 17mm
- FITINS-TOOL: XF Fitting Insertion Tool. Compatible with XFF-COUP, XFF-ELBOW, & XFF-TEE

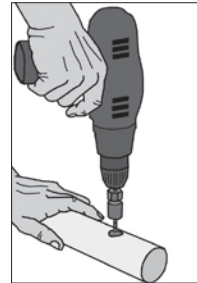


## XF Series Dripline Insert Adapter for 1", 1½" or larger PVC

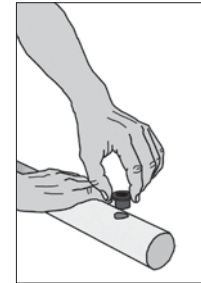
- Connects XF Series Dripline and Blank Tubing to PVC mainlines at low pressures.
- UV stabilized for long life
- Easy to use Ratchet Clamp secures tubing to adapter

### Model

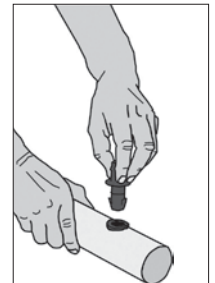
- XFPVCADP: Adaptor for use with 1" PVC pipe
- XFPVCBIT: Drill bit for use with XFPVCADP 1" adapter **NEW**
- XFD-INPVC: Adaptor for use with 1 1/2" PVC pipe or larger **NEW**



Drill hole using 5/8" hole saw size.\* Use low speed drill. Remove burrs from hole



Remove shavings and place appropriate grommet firmly in hole with flange facing out



Push XF Series Dripline Insert Adapter into grommet until flange and grommet are flush



XFPVCADP



XFPVCBIT

\* XFPVCBIT drill bit should be used for drilling holes for the XFPVCADP 1" Adapter. Bit to be used in PVC or PE pipe only. Not suitable for any other materials.

XFD-INPVC



## Air/Vacuum Relief Valve Kit

### Features

- Use with Rain Bird XF-Series or Landscape Dripline inline emitter tubing when installation is below soil\*
- Made of quality rust-proof materials
- Fits inside an SEB 7XB emitter box

\*Rain Bird recommends XF5 dripline with Copper Shield™ for subsurface installations, including installations under turf grass.

### Model

- ARV050: ½" Air Relief Valve
- ARV075: ¾" Air Relief Valve



ARV050



ARV075

Maximum Length of Dripline Useable with the ARV				
Emitter Spacing	1/2" ARV		3/4" ARV	
	0.61 GPH	0.92 GPH	0.61 GPH	0/92 GPH
12"	639'	424'	1918'	1272'
18"	958'	636'	2877'	1908'
24"	1278'	848'	3836'	2543'

### ARV Capacity

Total Flow (GPM)	6.5	19.5
Total Flow (GPH)	390	1170

Maximum Length of Dripline Useable with the ARV				
Emitter Spacing	1/2" ARV		3/4" ARV	
	2.3 l/h	3.4 l/h	2.3 l/h	3.4 l/h
0.30 m	195	129	585	388
0.46 m	292	194	877	582
0.61 m	390	258	1169	775

### ARV Capacity

Total Flow (l/m)	24.6	73.8
Total Flow (l/h)	1476	4429

### Install Air/Vacuum Relief Valves correctly by:

Locating at the highest point(s) of the dripline zone.  
Install the valve in an exhaust header or a line that runs perpendicular to the lateral rows to ensure all rows of the dripline can take advantage of the air/vacuum relief valve

## Drip System Operation Indicator

### Features

- Stem rises 6" for clear visibility
- When stem is extended, drip system is charged to a minimum of 20 psi
- VAN Nozzle is tightened to no flow but can be opened to observe wetting pattern
- Includes 16" of ¼" distribution tubing with connection fitting pre-installed

### Model

- OPERIND



OPERIND

## XQ ¼" Distribution Tubing

The strongest and most flexible ¼" Distribution Tubing available to extend emitter outlets to desirable discharge locations

- Unique blend of polymers that give it the flexibility of vinyl with hold of poly.
- New textured finish improves handling.
- Self extracting coiling feature makes it easy to use, store and eliminates waste.
- Patent Pending XQ Bucket makes using and storing large coils easy and efficient.

### Features

- Fits over barbed outlet ports and all Xerigation emission devices and ¼" transfer fittings
- Unique coiling method allows tubing to remain coiled as tubing is extracted.
- Extruded from UV-resistant polyethylene resin materials
- 60 psi rating exceeds competitor's specifications

### Specifications

- Outside Diameter: 0.25" (6.3 mm)
- Inside Diameter: 0.17" (4.3 mm)
- Wall Thickness: .04" (1.0 mm)
- Lengths: 100' and 1000' coils

### Operating Range

- Pressure: 0 to 60 psi (0 to 4.1 bar)

### Models

- XQ-100: 100-foot (30m) coil ¼" distribution tubing
- XQ-1000: 1000-foot (305m) coil ¼" distribution tubing
- XQ-1000-B: 1000-foot (305m) coil ¼" distribution tubing in a bucket

### XQ ¼" Distribution Tubing Friction Loss Characteristics

O.D. .25" I.D. .17"			O.D. 6.3mm I.D. 4.3mm METRIC			
Flow gph	Velocity fps	Loss psi	Flow m³/h	Flow l/h	Velocity m/s	Loss bar
1	0.27	0.16	0.00	3.79	0.08	0.01
2	0.53	0.59	0.01	7.58	0.16	0.04
3	0.80	1.24	0.01	11.6	0.24	0.09
4	1.06	2.12	0.02	15.14	0.32	0.15
5	1.33	3.20	0.02	18.92	0.41	0.22
6	1.59	4.49	0.02	22.71	0.48	0.31
7	1.86	5.97	0.03	26.50	0.57	0.41
8	2.13	7.64	0.03	30.28	0.65	0.53
9	2.39	9.50	0.03	34.07	0.73	0.66
10	2.66	11.54	0.04	37.85	0.81	0.80
11	2.92	13.79	0.04	41.64	0.89	0.95
12	3.19	16.17	0.05	45.42	0.97	1.12
13	3.45	18.75	0.05	49.21	1.05	1.29
14	3.72	21.50	0.05	52.99	1.13	1.48
15	3.98	24.43	0.06	56.78	1.21	1.69
16	4.25	27.53	0.06	60.56	1.30	1.90
17	4.52	30.80	0.06	64.35	1.38	2.13
18	4.78	34.23	0.07	68.13	1.46	2.36
19	5.05	37.83	0.07	71.92	1.54	2.61
20	5.31	41.60	0.08	75.70	1.62	2.87
25	6.64	62.86	0.09	94.63	2.03	4.34
30	7.97	88.08	0.11	113.55	2.43	6.08

Psi Loss Per 100 Feet of tubing; C=150      bar Loss per 100 Meters of tubing

**Note:** Use of tubing at flows shown in dark shaded area is not recommended, as velocities exceed 5 ft/sec (1.5 m/s)



XQ-100 and  
XQ-1000 ¼" Tubing



XQ-1000-B ¼" Tubing



## XT-700 Distribution Tubing

Durable, thick-walled distribution tubing stands up to harsh conditions and performs well in all climates

### Features

- Thick-walled, flexible tubing resists kinks and damage caused by routine landscape maintenance activities
- Extruded from UV-resistant polyethylene resin materials

### Operating Range

- Pressure: 0 to 60 psi (0 to 4.1 bar)

### Specifications

- Outside diameter: 0.700" (18 mm)
- Inside diameter: 0.580" (15 mm)
- Wall thickness: 0.06" (1.5 mm)

### Models

- XT-700-100: 100-foot coil (30 m)
- XT-700-500: 500-foot coil (152 m)

*Note: For both water conservation and appearance, it is recommended that a 2" to 3" (5 to 8 cm) mulch cover be placed on top of the tubing*



XT-700-100

### XT-700 Tubing Friction Loss Characteristics

O.D. .700" I.D. .580"			O.D. 18 mm I.D. 15 mm			METRIC
Flow gpm	Velocity fps	Loss psi	Flow m³/h	Flow l/h	Velocity m/s	Loss bar
0.50	0.61	0.19	0.11	0.03	0.19	0.01
1.00	1.21	0.69	0.23	0.06	0.37	0.05
1.50	1.82	1.45	0.34	0.09	0.56	0.10
2.00	2.43	2.47	0.45	0.13	0.74	0.17
2.50	3.03	3.74	0.57	0.16	0.92	0.26
3.00	3.64	5.24	0.68	0.19	1.11	0.36
3.50	4.24	6.97	0.79	0.22	1.29	0.48
4.00	4.85	8.93	0.91	0.25	1.48	0.62
4.50	5.46	11.10	1.02	0.28	1.67	0.77
5.00	6.06	13.50	1.14	0.32	1.85	0.93
5.50	6.67	16.10	1.25	0.35	2.03	1.11
6.00	7.28	18.92	1.36	0.38	2.22	1.31

psi Loss per 100 Feet of Pipe (psi/100ft.) bar Loss per 100 Meters of Pipe (bar/100m)

**Note:** Use of tubing at flows shown in dark shaded area is not recommended, as velocities exceed 5 ft/sec (1.5 m/s)

## XBS - Black Stripe Tubing

High quality, flexible tubing for use in any low-volume irrigation system

- ½" blank tubing extruded from polyethylene resin materials for consistent durability
- Available in 5 color stripes to differentiate zones
- UV-resistant for installations at or below grade

### Features

- Compact coils for easy storage and shipping

### Specifications

- Outside diameter: 0.705" (18 mm)
- Inside diameter: 0.615" (15.6 mm)
- Wall thickness: 0.045" (1.2 mm)
- Lengths: 100' and 500' coils

### Operating Range

- Pressure: 0 to 60 psi (0 to 4.1 bar)

### Models

- XBS100: 100 ft. (30m) coil with green striping
- XBS500: 500 ft. (152m) coil with green striping
- XBS100B: 100 ft. (30m) coil with black striping
- XBS500B: 500 ft. (152m) coil with black striping
- XBS100R: 100 ft. (30m) coil with red striping
- XBS500R: 500 ft. (152m) coil with red striping
- XBS500P: 500 ft. (152m) coil with purple striping
- XBS500Y: 500 ft. (152m) coil with yellow striping

### XBS - Tubing Friction Loss Characteristics

O.D. .705" I.D. .615"			O.D. 18 mm I.D. 15.5 mm			METRIC
Flow gpm	Velocity fps	Loss psi	Flow m³/h	Flow l/h	Velocity m/s	Loss bar
0.50	0.54	0.14	0.11	113.6	0.16	0.03
1.00	1.08	0.52	0.23	227.1	0.33	0.12
1.50	1.62	1.09	0.34	340.7	0.49	0.25
2.00	2.16	1.86	0.45	454.3	0.66	0.42
2.50	2.70	2.81	0.57	567.8	0.82	0.64
3.00	3.24	3.94	0.68	681.4	0.99	0.89
3.50	3.78	5.24	0.79	794.9	1.15	1.19
4.00	4.31	6.71	0.91	908.5	1.32	1.52
4.50	4.85	8.35	1.02	1022.1	1.48	1.89
5.00	5.39	10.15	1.14	1135.6	1.64	2.30
5.50	5.93	12.11	1.25	1249.2	1.81	2.74
6.00	6.47	14.22	1.36	1362.8	1.97	3.22

Psi Loss Per 100 Feet of Pipe (psi/100ft.) bar Loss per 100 Meters of Pipe (bar/100m)

**Note:** Use of tubing at flows shown in dark shaded area is not recommended, as velocities exceed 5 ft/sec (1.5 m/s)



Black Stripe Tubing

## Easy Fit Compression Fitting System

Complete system of compression fittings and adapters for all tubing connection needs in a low-volume system

- Reduces inventory costs: Multi-diameter compression fittings work with a wide range of ½" polyethylene tubing sizes (0.630" to 0.669" or 16mm - 17mm outside diameter)
- Saves time and effort: 50% less force is required to connect tubing and fittings versus competitive compression fittings. Adapters swivel for easy installation
- Provides increased flexibility: Just three Easy Fit Fittings and five Easy Fit Adapters are needed to make over 160 combinations of connections, accommodating countless installation and maintenance situations

### Features

- Works with all ½" polyethylene tubing from 16-17mm OD, including Rain Bird XFD Dripline, XFS Dripline, 16mm Blank Tubing, other 17mm dripline and blank tubing
- Patented fittings and adapters are molded from UV-resistant and durable ABS materials
- Removable flush caps can be used to flush end of line and temporarily cap off lines for later expansion

### Operating Range

- Pressure: 0 to 60 psi (0 to 4.1 bar)
- Accepts tubing O.D. of 0.630" to 0.669" (16-17mm)

### Models

#### • Easy Fit Fittings

- MDCFCOUP: Coupling
- MDCFEL: Elbow
- MDCFTEE: Tee

#### • Easy Fit Adapters

- MDCF50MPT: ½" Male Pipe Thread Adapter
- MDCF75MPT: ¾" Male Pipe Thread Adapter
- MDCF50FPT: ½" Female Pipe Thread Adapter
- MDCF75FPT: ¾" Female Pipe Thread Adapter
- MDCF75FHT: ¾" Female Hose Thread Adapter
- MDCFAP: Removable Flush Cap For Easy Fit Fittings (Black)
- MDCFPCAP: Removable Flush Cap For Easy Fit Fittings (Purple, to designate non-potable water)

**Note:** Easy Fit Adapters are not barbed fittings  
They are to be used only with Easy Fit Compression Fittings

Friction Loss per Fitting			
Flow gpm	Loss psi	METRIC Flow l/h	Loss bar
0.00	0.00	0.00	0.00
1.00	0.39	227.1	0.03
2.00	0.64	454.3	0.04
3.00	0.82	681.4	0.06
4.00	1.45	908.5	0.10
5.00	1.90	1135.6	0.13
6.00	2.57	1362.8	0.18

**Note:** Use of fittings at flows shown in dark shaded area is not recommended.  
(Friction loss shown is with XBS Tubing)



## 1/4" Landscape Dripline

Rain Bird 1/4" Dripline is a perfect choice for small-sized areas such as planter boxes, container gardens, loops around trees, vegetable gardens and shrubs

### Features

- Simple to use, as the flexible tubing makes watering pots and container gardens easy
  - 1/4" tubing size complements the aesthetics of any garden
  - Clog resistance through built-in filtration and two outlet holes, 180 degrees apart
- Brown tubing complements Rain Bird XF Dripline
  - Unobtrusive size and flexibility provide a low-profile, aesthetically pleasing means to irrigate plants
- Works with Rain Bird 1/4" barbed Fittings.
- Comes in 2 spacings (6" (15.25 cm) and 12" (30.5 cm)) and a coil length of 100' (30.5 m) for design flexibility

### Operating Range

- 10 to 40 psi (0.7 to 2.7 bar)
- Flow rate at 30 psi (2.0 bar): 0.8gph (3.0 l/h)
- Required filtration: 200 mesh (75 micron)

### Specifications

- Outside diameter: 0.250" (6 mm)
- Inside diameter: 0.170" (4 mm)
- Wall thickness: 0.040" (1 mm)
- Spacing: 6" or 12" (15.25 cm and 30.5 cm)
- Length: 100' (30.5 m) coils

### Models

- LDQ0806100
- LDQ0812100

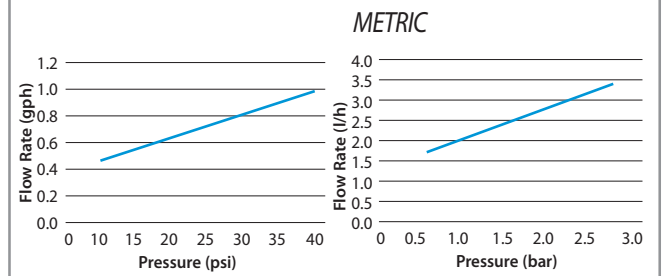


LDQ-08-06-100

### Flow Characteristics

Model	Flow at 30 psi		Spacing		Coil Length	
	(gph)	(l/h)	(in.)	(cm)	(ft.)	(m)
LDQ0806100	0.8	3.0	6	15.25	100	30.50
LDQ0812100	0.8	3.0	12	30.5	100	30.5

### 1/4" Landscape Dripline Performance



### Maximum Length of Run (Feet)

Emitter Spacing	Maximum Length of Run	Flow per Ft. @ 15 psi
6"	19 feet	1 gph/ft.
12"	33 feet	0.5 gph/ft.



1/4" Landscape Dripline in Potted Plant



Save water and time by using 1/4" Landscape Dripline in hanging baskets and potted plants.

## 1/4" Barb Transfer Fittings

### Features

- Used to connect 1/4" Distribution Tubing (XQ) in different configurations or attach 1/4" tubing to 1/2" or 3/4" tubing
- Newly designed connectors have self-piercing barbs that easily puncture 1/2" or 3/4" tubing
- Stem on fittings allows simple, quick installation using Xeriman™ Tool (XM-TOOL)
- Rugged plastic construction

### Operating Range\*

- Pressure: 0 to 50 psi (0 to 3.5 bar)
- \* with polyethylene tubing

### Models

- XBF1CONN: 1/4" barb connector
- XBF2EL: 1/4" barb x barb elbow
- XBF3TEE: 1/4" barb x barb x barb tee



## Subterranean Emitter Box

### Features

- Provides convenient access to subsurface emitter while protecting against vandalism. Ideal for multi-outlet devices (such as Xeri-Bird 8) and Air Vacuum Relief Valve Kit
- New larger body allows more room for components and distribution tubing
- Rugged, UV-resistant thermoplastic construction
- Available with black top

### Dimensions

- Height: 9.0" (22.9 cm)
- Top Diameter: 6.4" (16.3 cm)
- Base Diameter: 9.8" (24.9 cm)

### Model

- SEB 7XB



## Galvanized Tie-Down Stake

### Features

- 12-gauge galvanized steel rod comes pre-bent to staple distribution tubing, XF Dripline or XBS Tubing to finished grade
- Notched sides help secure stake in ground
- Sturdy, long-lasting and corrosion-resistant

### Model

- TDS-050 w/bend



## Tubing Goof Plug

### Features

- Used to plug unwanted holes in tubing
- New design works with Xeriman™ Tool (XM-TOOL) for a quick, easy installation

### Model

- EMA-GPX



## Tubing Cutter

### Features

- Re-designed Xerigation Tubing Cutter allows for easier and cleaner cuts of all low-volume tubing
- Unique design provides two different-sized wells (one for 1/2" - 3/4" tubing and one for 1/4" tubing; giving more leverage so less force is needed to cut any tubing)
- Tubing Cutter is lightweight with stainless steel blades. Replacement blades available (PPC-200XBLD)

### Model

- PPC-200X: Tubing cutter
- PPC-200XBLD: Replacement blade



Improved Dual-well  
Design Allows for  
Clean Cuts

## Xeriman™ Tool

### Features

- Provides fast, easy, one-step installation of Xeri-Bug™ emitters and PC Modules directly into ½" or ¾" drip tubing, XF Dripline or Landscape Dripline
- Cuts emitter installation time by 50%
- All-in-one tool inserts emitters, removes emitters, inserts ¼" barbed fittings and installs goof plugs

### Model

- XM-TOOL



One Step  
Xeri-Bug™  
Insertion



Xeri-Bug™  
Removal



Goof Plug  
Insertion



XM-TOOL

## Xeri-Caps™ for Spray Heads

### Features

- Helps to retrofit a spray head system to a drip system by capping off any unused spray heads

### Operating Range

- Pressure: Up to 70 psi (4.8 bar)

### Dimension

- Width: 2¼" (5.7 cm)

### Models

- XC-1800: fits Rain Bird 1800 Series Spray Bodies



Rain Bird® XC-1800

## Spray-to-Drip Retrofit Kit

Simple kit that easily converts a conventional spray zone to a low-volume irrigation zone

### Features

- 1800 Series Spray Body that contains a filter, pressure regulator, and ½" male threaded outlet
- Permits convenient conversion to drip tubing when used with Easy Fit Fitting and female adapter
  - Can be installed above or below grade
- Internal assembly can be removed and easily dropped into any 1804, 1806 or 1812 Spray Head Body to easily retrofit existing system to Xerigation products
- Provides 30 psi (2.1 bar) pressure regulation and 200-mesh (75-micron) screen
- If retrofit flow is less than 3 gpm, replace electronic valve with a Rain Bird Low Flow Valve

### Operating Range


- Flow: 0.50 to 4.00 gpm (1.9 to 15.1 l/m)
- Inlet pressure: 15 to 70 psi (1.0 to 4.8 bar)
- Regulated pressure: 30 psi (2.1 bar)
- Filtration: 200 mesh (75 micron)

### Dimensions

- ½" female-threaded inlet
- ½" male-threaded swivel outlet
- Height: 7" (17.8 cm)
- Width: 2" (5.1 cm)

### Model

- RETRO-1800



RETRO-1800

Converts 1800 Spray  
Bodies to Dripline



Designed specifically for areas with water restrictions, our Spray-to-Drip Retrofit Kit allows use of existing 1800 Series Spray Bodies as drip irrigation connection points.



## Control Zone Kit Selection Guide

This easy-to-use selection tool is available at [www.rainbird.com/CZK](http://www.rainbird.com/CZK) and will help identify the most appropriate Control Zone Kit for the application.



**XCZ-150-PRB-COM**  
FLOW: 15 - 40 gpm

**FLOW: 15 - 40 gpm**

Page  
197



**XCZ-100-PRB-COM**  
FLOW: 3 - 20 gpm



**XCZ-100-PRB-LC**  
FLOW: 3 - 20 gpm



**XCZ-100-PRBR**  
FLOW: 3 - 20 gpm

**FLOW: 3 - 20 gpm**

Pages  
195 - 196



**XCZ-100-PRF**  
FLOW: 3 - 15 gpm



**XCZF-100-PRF**  
FLOW: 3 - 15 gpm



**XACZ-100-PRF**  
FLOW: 3 - 15 gpm



**XCZF-175-PRF**  
FLOW: 3 - 15 gpm

**FLOW: 3 - 15 gpm**

**3 - 10 gpm**

Pages  
193 - 194



**XCZ-075-PRF**  
FLOW: 0.2 - 5 gpm



**XCZ-LF-100-PRF**  
FLOW: 0.2 - 5 gpm



**XACZ-075-PRF**  
FLOW: 0.2 - 5 gpm

**FLOW: 0.2 - 5 gpm**

Pages  
192 - 193

## Online Control Zone Kit Selection Guide

Rain Bird Control Zone Kits provide all of the components necessary for on/off control, filtration and pressure regulation of a low-volume irrigation zone, making the kits simple to order and easy to install.

This quick selection tool will help you find the appropriate control zone kit for your application. By answering a few simple questions, the selection guide will provide recommended control zone kits best suited for your application. Simply click on the kit image for detailed information and specifications.

### Features

- Includes detailed drawings and specifications for each kit
- Available at [www.rainbird.com/CZK](http://www.rainbird.com/CZK)



## Control Zone Kits

Rain Bird Control Zone Kits provide all of the components necessary for on/off control, filtration, and pressure regulation in a single package, making them simple to order and easy to install.

- Rain Bird Control Zone Kits are the most reliable kits and contain revolutionary products such as the Low Flow Valve, Pressure Regulating (PR) Filter, Quick Check Basket Filter, and the Pressure Regulating (PR) Quick Check Basket Filter
- All kits in every category use the innovative PR Filter which combines the filter and pressure regulator into one unit. The PR Filter eliminates a separate component to help avoid leaks either during installation or over the life of the kit in the field. Most PR Filter kits come assembled to save installation time and avoid in-field mistakes

- Rain Bird offers the most complete line of Control Zone Kits, giving contractors and specifiers the flexibility to meet every need from 0.2 to 40 gpm. Choose from:
- ¾", 1" or 1½" inlet opening
- Low Flow Valve, Anti-Siphon Valve, DV Valve, or PESB Valve
- Pressure Regulating RBY Filter, Pressure Regulating Quick Check Basket Filter, or Quick Check Basket Filter

Use the chart below to identify the most appropriate kit or see pages 198-208 for specific detailed information on these kits and their individual components. Also available is the interactive Control Zone Kit Pyramid Selection Guide for selection and detailed specification information; found at [www.rainbird.com/CZK](http://www.rainbird.com/CZK)

Control Zone Selection Chart						
Model	Size (Inlet x Outlet)	Flow Range	Inlet Pressure Range	Valve	Filter	Outlet Pressure
<b>COMMERCIAL HIGH FLOW: 15–40 gpm</b>						
XCZ-150-PRB-COM	1½" x 2 @ 1"	15 - 40 gpm	15 - 150 psi	150-PESB	1" Quick Check PR Basket Filter (2)	40 psi
<b>COMMERCIAL MEDIUM FLOW: 3–20 gpm</b>						
XCZ-100-PRB-COM	1" x 1"	3 - 20 gpm	15 - 150 psi	100-PESB	1" Quick Check PR Basket Filter	40 psi
XCZ-100-PRBR	1" x 1"	5 - 15 gpm	15 - 150 psi	100-PESBR	1" PR Basket Filter	40 psi
XCZ-100-PRB-LC	1" x 1"	5 - 20 gpm	15 - 150 psi	100-PGA	1" PR Basket Filter	40 psi
<b>RESIDENTIAL/LIGHT COMMERCIAL MEDIUM FLOW: 3–15 gpm</b>						
XCZF-100-PRF	1" x 1"	3 - 15 gpm	15 - 150 psi	100-DVF	1" PR RBY Filter	40 psi
XCZF-175-PRF	1" x ¾"	3 - 10 gpm	15 - 120 psi	100-DVF	¾" PR RBY Filter	30 psi
XCZ-100-PRF	1" x 1"	3 - 15 gpm	15 - 150 psi	100-DV	1" PR RBY Filter	40 psi
XACZ-100-PRF	1" x 1"	3 - 15 gpm	15 - 150 psi	100-ASVF	1" PR RBY Filter	40 psi
<b>RESIDENTIAL/LIGHT COMMERCIAL LOW FLOW: 0.2–5 gpm</b>						
XCZ-LF-100-PRF	1" x ¾"	0.2 - 5 gpm	15 - 120 psi	LFV-100	¾" PR RBY Filter	30 psi
XCZ-075-PRF	1" x ¾"	0.2 - 5 gpm	15 - 120 psi	LFV-075	¾" PR RBY Filter	30 psi
XACZ-075-PRF	1" x ¾"	0.2 - 5 gpm	15 - 120 psi	ASV-LFV-075	¾" PR RBY Filter	30 psi

\*Available with BSP threads



Combine a Xerigation Control Zone Kit with a Rain Bird controller product to precisely regulate zone watering times.

## Low Flow Control Zone Kits with PR Filter

- Reliable Control Zone Kits that include the Low Flow Valve, the only valve on the market that can handle low flows (below 3 gpm) without weeping
- Shorter kits with only two components (valve plus pressure-regulating filter) mean that you can fit more Control Zone Kits in a valve box, saving time and money
- These PR Filter kits provide on/off control, filtration, and pressure regulation with fewer components; so there is less chance of leakage at the connections, both at installation and over the life of the system

### Operating Range

- Flow: 0.20 to 5.0 gpm (0.8 to 18.9 l/m)
- Inlet pressure: 20 to 150 psi (1.4 to 10.3 bar)
- Regulated pressure: 30 psi (2.1 bar)
- Filtration: 200 mesh stainless steel screen (75 micron)

### Models

- XCZ-075-PRF: ¾" Low Flow Valve with ¾" PR RBY Filter (Assembled)
- XCZ-LF-100-PRF: 1" Low Flow Valve with ¾" PR RBY Filter

### Replacement Screen

- RBY-200SSMX (200 mesh stainless steel screen)

### Minimum Inlet Pressure for 30 psi Outlet Pressure

Flow (gpm)	Inlet Pressure (psi)	
	XCZ-075-PRF	XCZ-LF-100-PRF
0.2	34.4	34.6
1.0	36.1	36.5
3.0	38.1	38.1
5.0	43.4	42.0

### Minimum Inlet Pressure for 2.1 bar Outlet Pressure

Flow (l/m)	Inlet Pressure (bar)	
	XCZ-075-PRF	XCZ-LF-100-PRF
0.8	2.4	2.4
3.8	2.5	2.5
11.4	2.6	2.6
18.9	3.0	2.9



XCZ-075-PRF

Stainless Steel Screen

Four Control Zone Kits in a Standard Valve Box



XCZ-LF-100-PRF

Stainless Steel Screen

## Low Flow Control Zone Kits with Anti-Siphon Valve and PR Filter

- Reliable Control Zone Kits that include the Low Flow Valve, the only valve on the market that can handle low flows (below 3 gpm) without weeping
- Complete, two-piece Control Zone Kits include the field-proven Low Flow Anti-Siphon Valve that has an atmospheric vacuum breaker for backflow prevention and an IAPMO rating
- These PR Filter kits provide on/off control, filtration, and pressure regulation with only two parts; so there is less chance of leakage at the connections, both at installation and over the life of the system

### Operating Range

- Flow: 0.20 to 5.0 gpm (0.8 to 18.9 l/m)
- Inlet pressure: 20 to 150 psi (1.4 to 10.3 bar)
- Filtration: 200 mesh stainless steel screen (75 micron)
- Regulated pressure: 30 psi (2.1 bar)

### Models

- XACZ-075-PRF: ¾" Low Flow Anti Valve with ¾" PR RBY Filter

### Replacement Screen

- RBY-200SSMX (200 mesh stainless steel screen)

**Stainless Steel Screen**



XACZ-075-PRF

### Minimum Inlet Pressure for 30 psi Outlet Pressure

Flow (gpm)	Inlet Pressure (psi) XACZ-075-PRF
0.2	37.4
1.0	39.1
3.0	40.0
5.0	49.7

### Minimum Inlet Pressure for 2.1 bar Outlet Pressure

Flow (l/m)	Inlet Pressure (bar) XACZ-075-PRF
0.8	2.6
3.8	2.7
11.4	2.8
18.9	3.4

## Medium Flow Control Zone Kits with Anti-Siphon Valve and PR Filter

- Complete, two-piece Control Zone Kits include the field-proven ASVF valve which has an atmospheric vacuum breaker for backflow prevention and an IAPMO rating
- These PR Filter kits provide on/off control, filtration, and pressure regulation with only two parts; so there is less chance of leakage at the connections, both at installation and over the life of the system

### Operating Range

- Flow: 3.0 to 15.0 gpm (11.4 to 56.8 l/m)
- Inlet pressure: 20 to 150 psi (1.4 to 10.3 bar)
- Filtration: 200 mesh stainless steel screen (75 micron)
- Regulated pressure: 40 psi (2.8 bar)

### Models

- XACZ-100-PRF: 1" ASVF with 1" PR RBY Filter

### Replacement Screen

- RBY-200SSMX (200 mesh stainless steel screen)

**Stainless Steel Screen**



XACZ-100-PRF

### Minimum Inlet Pressure for 40 psi Outlet Pressure

Flow (gpm)	Inlet Pressure (psi) XACZ-100-PRF
3.0	43.3
5.0	44.7
7.0	46.2
9.0	47.3
11.0	50.8
13.0	55.4
15.0	59.7

### Minimum Inlet Pressure for 2.8 bar Outlet Pressure

Flow (l/m)	Inlet Pressure (bar) XACZ-100-PRF
11.4	3.0
18.9	3.1
26.5	3.2
34.1	3.3
41.6	3.5
49.2	3.8
56.8	4.1

## Medium Flow Control Zone Kits with PR Filter, Flow Control

- Reliable Control Zone Kit that includes a DV valve with flow control for easier system tuning
- These PR Filter kits provide on/off control, filtration, and pressure regulation with only two parts; so there is less chance of leakage at the connections, both at installation and over the life of the system

### Operating Range

- Flow: 3.0 to 10.0 gpm (11.4 to 37.9 l/m)
- Inlet pressure: 20 to 120 psi (1.4 to 8.3 bar)
- Filtration: 200 mesh stainless steel screen (75 micron)
- Regulated pressure: 30 psi (2.1 bar)

### Models

- XCZF-175-PRF: 1" DVF Valve with 3/4" PR Filter, and MDCF fitting (16-17mm tubing)

### Replacement Screen

- RBY-200SSMX (200 mesh stainless steel screen)



## Medium Flow Control Zone Kits with PR Filter

- Shorter kits with only two components (valve plus pressure-regulating filter) mean that you can fit more Control Zone Kits in a valve box, saving time and money
- These PR Filter kits provide on/off control, filtration, and pressure regulation with only two parts; so there is less chance of leakage at the connections, both at installation and over the life of the system

### Operating Range

- Flow: 3.0 to 15.0 gpm (11.4 to 56.8 l/m)
- Inlet pressure: 20 to 150 psi (1.4 to 10.3 bar)
- Filtration: 200 mesh stainless steel screen (75 micron)
- Regulated pressure: 40 psi (2.8 bar)

### Models

- XCZ-100-PRF: 1" DV Valve with 1" PR Filter (Assembled)\*
- XCZF-100-PRF: 1" DV Valve with 1" PR Filter, and MDCF fitting (16-17mm tubing)\*

\* Available with BSP threads

### Replacement Screen

- RBY-200SSMX (200 mesh stainless steel screen)



### Minimum Inlet Pressure for 30 psi Outlet Pressure

Flow (gpm)	Inlet Pressure (psi) XCZF-175-PRF
3.0	32.7
5.0	36.4
10.0	56.7
15.0	75.5

### Minimum Inlet Pressure for 40 psi Outlet Pressure

Flow (gpm)	Inlet Pressure (psi) XCZ-100-PRF	Inlet Pressure (psi) XCZF-100-PRF
3.0	42.9	40.3
5.0	44.1	42.1
10.0	48.5	54.2
15.0	55.5	68.6

### Minimum Inlet Pressure for 2.1 bar Outlet Pressure

Flow (l/m)	Inlet Pressure (bar) XCZF-175-PRF
11.4	2.3
18.9	2.5
37.9	3.9
56.8	5.2

### Minimum Inlet Pressure for 2.8 bar Outlet Pressure

Flow (l/m)	Inlet Pressure (bar) XCZ-100-PRF	Inlet Pressure (bar) XCZF-100-PRF
11.4	3.0	2.8
18.9	3.0	2.9
37.9	3.3	3.7
56.8	3.8	4.7



## Medium Flow Light Commercial Control Zone Kit with Pressure Regulating, Basket Filter

NEW

- Complete kit is the simplest, smallest and most reliable Control Zone Kit for light commercial applications between 5 and 20 gpm (11 and 76 l/m)
- Contains the reliable, flexible and proven PGA valve with the rugged pressure regulating basket filter
- This PR Filter kit provides on/off control, filtration, and pressure regulation with only two parts; so there is less chance of leakage at the connections, both at installation and over the life of the system
- The "No Spill" feature of the basket filter ensures dirt does not fall back into the filter during cleanup operation. The threaded filter top with O-ring makes it easy to remove and clean that stainless steel filter screen

### Minimum Inlet Pressure for 40 psi Outlet Pressure

Flow (gpm)	Inlet Pressure (psi) XCZ-100-PRB-LC
5.0	43.0
10.0	48.0
15.0	56.0
20.0	65.0

### Minimum Inlet Pressure for 2.8 bar Outlet Pressure

Flow (l/m)	Inlet Pressure (bar) XCZ-100-PRB-LC
18.9	2.9
37.9	3.3
56.8	3.8
75.7	4.5

### Operating Range

- Flow: 5.0 to 20 gpm (11,4 to 75.7 l/m)
- Inlet Pressure: 15 to 150 psi (1,0 to 10,3 bar)
- Regulating Pressure: 40 psi (2,7 bar)
- Filtration: 200 mesh (75 micron) stainless steel
- Temperature: Up to 150 degree F (66 degree C)

### Model

- XCZ-100-PRB-LC: 1" PGA Valve with 1" Pressure Regulating (40 psi), Basket Filter

### Replacement Filter Screens

- QKCHK-100M: 100 mesh stainless steel screen, red
- QKCHK-120M: 120 mesh stainless steel screen, green
- QKCHK-200M: 200 mesh stainless steel screen, white

### Replacement Cap

- BFCAP (Complete cap with body o-ring)



XCZ-100-PRB-LC

Stainless  
Steel  
Screen

Landscape Drip

## Medium Flow Commercial Control Zone Kit with Pressure Regulating, Basket Filter

NEW

- Complete kit is the simplest, smallest and most reliable Control Zone Kit for commercial applications between 3 and 20 gpm (11 and 76 l/m)
- Contains the reliable, proven PESB Valve which provides patented scrubbing action, making this kit ideal for commercial dirty water applications
- Includes the Pressure Regulating, Quick-Check Basket Filter that has a clear indicator which goes from green to red, telling you when to clean the filter. This reduces maintenance and takes the guesswork out of cleaning the filter. In addition, the threaded top makes it easy to remove and clean the stainless steel screen
- Basket Filter and Pressure Regulator have been combined for one smaller Pressure Regulating, Quick-Check Basket filter that is 24% smaller than the previous unit

### Minimum Inlet Pressure for 40 psi Outlet Pressure

Flow (gpm)	Inlet Pressure (psi) XCZ-PRB-100-COM	Inlet Pressure (psi) XCZ-100-PRBR
3	42.0	—
5	44.0	45.0
10	47.3	49.0
15	53.0	57.0
20	62.5	—

### Minimum Inlet Pressure for 2.8 bar Outlet Pressure

Flow (l/m)	Inlet Pressure (bar) XCZ-PRB-100-COM	Inlet Pressure (bar) XCZ-100-PRBR
11.4	2.9	—
18.9	3.0	3.1
37.9	3.3	3.4
56.8	3.6	3.9
75.7	4.3	—

### Operating Range

- Flow: 3.0 to 20.0 gpm (11.4 to 75.7 l/m)
- Inlet Pressure: 15 to 150 psi (1,0 to 10,3 bar)
- Regulating Pressure: 40 psi (2,7 bar)
- Filtration: 200 mesh (75 micron) stainless steel
- Temperature: Up to 150° F (66° C)

### Model

- XCZ-PRB-100-COM: 1" Ball Valve with 1" PESB Valve and 1" Pressure Regulating (40 psi), Quick-Check Basket Filter
- XCZ-100-PRBR: 1" PESBR Valve and 1" Pressure Regulating (40psi) Basket Filter

### Replacement Screen

- QKCHK100M (100 mesh stainless steel screen)
- QKCHK120M (120 mesh stainless steel screen)
- QKCHK200M (200 mesh stainless steel screen)

### Replacement Cap

- QKCHKCAP (Complete cap with body o-ring)



XCZ-100-PRBR



XCZ-PRB-100-COM

Stainless  
Steel  
Screen

## High Flow Commercial Control Zone Kit with 2 Pressure Regulating, Basket Filters

NEW

- Highest flow Control Zone Kit on the market for large, commercial drip zones 15.0 to 40.0 gpm (56,8 to 151,4 l/m)
- Contains the reliable, proven 1 1/2" PESB Valve which provides patented scrubbing action, making this kit ideal for commercial dirty water applications
- Includes 2 Pressure Regulating, Quick-Check Basket Filter that have a clear indicator which goes from green to red, telling you when to clean the filter. This reduces maintenance and takes the guesswork out of cleaning the filter. In addition, the threaded top makes it easy to remove and clean the stainless steel screen
- Basket Filter and Pressure Regulator have been combined for one smaller Pressure Regulating, Quick-Check Basket filter that is 22% smaller than the previous unit

### Operating Range

- Flow: 15.0 to 40.0 gpm (56,8 to 151,4 l/m)
- Inlet Pressure: 20 to 150 psi (1,4 to 10,3 bar)
- Regulating Pressure: 40 psi (2,7 bar)
- Filtration: 200 mesh (75 micron) stainless steel
- Temperature: Up to 150° F (66° C)

### Models

- XCZ-PRB-150-COM: 1 1/2" PESB Valve with two 1" Pressure Regulating (40 psi), Quick-Check Basket Filters

### Replacement Screen

- QKCHK100M (100 mesh stainless steel screen)
- QKCHK120M (120 mesh stainless steel screen)
- QKCHK200M (200 mesh stainless steel screen)

### Replacement Cap

- QKCHKCAP (Complete cap with body o-ring)

### Minimum Inlet Pressure for 40 psi Outlet Pressure

Flow (gpm)	Inlet Pressure (psi) XCZ-PRB-150-COM
15.0	40.0
20.0	49.0
25.0	50.2
30.0	53.5
35.0	56.1
40.0	60.7

### Minimum Inlet Pressure for 2.8 bar Outlet Pressure

Flow (l/m)	Inlet Pressure (bar) XCZ-PRB-150-COM
56.8	2.8
75.7	3.4
94.7	3.5
113.6	3.7
132.5	3.9
151.4	4.2



XCZ-PRB-150-COM

## Low Flow Valves

Valves designed exclusively for the low flow rates of a drip irrigation system (0.2 - 8.0 gpm; 0.6 to 30 l/m)

- The only valves in the industry made specifically for drip irrigation systems, making these the only valves that can effectively handle particles at low flow rates – patented design
- These valves contain all of the features of reliable Rain Bird DV or ASVF valves, coupled with a unique diaphragm design that allows particles to pass through at extremely low flow rates, thereby preventing weeping of the valve
- Allows the filter to be safely placed downstream of the valve since these valves handle all sizes of particles

### Features

- Unique “double-knife” diaphragm coupled with ½" diameter seat for flawless operation at low flow rates
- Low Flow Valve is available in ¾" In-line model, and ¾" Anti-Siphon Valve
- Double-filtered pilot flow design for maximum reliability
- External bleed to manually flush the system of dirt and debris during installation and system start-up
- Internal bleed for spray-free manual operation.

### Operating Range

- Flow: 0.20 to 8.0 gpm (0.6 to 30.0 l/m)
- Pressure: 15 to 150 psi (1.0 to 10.3 bar)

### Electrical Specifications

- 24 VAC 50/60 Hz (cycles/sec) solenoid
- Inrush current: 0.30 (7.2 VA) at 60 Hz
- Holding current: 0.19 A (4.56 VA)

### Models

- LFV-075: ¾" Low Flow DV Valve
  - LFV-100\*: 1" Low Flow DV Valve
  - ASV-LF-075: ¾" Low Flow Anti-Siphon Valve
- \*Available with BSP threads*

### Replacement Diaphragm

- LFVDIAPHRM: Low Flow Valve Diaphragm Spare Part

### Pressure Loss Characteristics

Flow gpm	LFV-075 psi	LFV-100 psi	ASV-LF-075 psi
0.2	3.0	3.0	2.5
1.0	3.2	3.2	3.1
2.0	3.3	3.3	3.7
4.0	3.6	3.6	4.6
6.0	4.2	4.2	5.3
8.0	5.1	5.1	5.7

### Pressure Loss Characteristics

METRIC

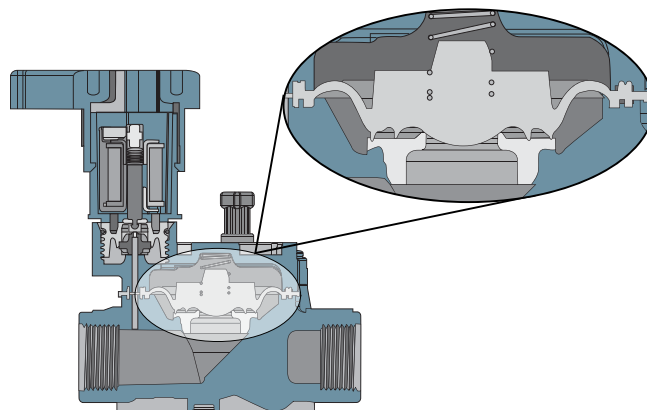
Flow l/m	LFV-075 bar	LFV-100 bar	ASV-LF-075 bar
0.6	0.21	0.21	0.17
3.6	0.22	0.22	0.22
7.8	0.23	0.23	0.27
15.0	0.25	0.25	0.31
22.8	0.28	0.28	0.35
30.0	0.35	0.35	0.39



ASV-LF-075



LFV-075



Unique Diaphragm Design

## Pressure-Regulating Filter (RBY)

Unique, compact unit that combines filtration and pressure regulation in one piece for protection of downstream components in a low-volume irrigation system

- Reduces the number of components in a control zone, making it smaller and easier to install. More control zones can fit in one valve box!
- Combination unit reduces the number of connections, making installation easier and faster
- Increased reliability -- fewer parts and fewer threaded connections mean less chance of a leak both at installation and also over the life of the system

### Features

- Static RBY filter regulates pressure to a nominal 30 or 40 psi (2.0 or 2.8 bar)
- PR RBY Filter Cap has sealing O-ring and unthreads to provide access to the filter element for easy cleaning
- 30 or 40 psi pressure regulator is integrated into the filter body
- Robust body and cap are made of glass-filled polypropylene and provide 150 psi (10.3 bar) pressure rating
- Works with all valves to create a simple, efficient control zone
- Comes with 200 mesh (75 micron) stainless steel screen pre-assembled (replacement filter elements are available for RBY filter)

### Operating Range

- Flow
  - ¾" units: 0.20 to 5.0 GPM (0.8 to 18.9 l/m)
  - 1" units: 3.0 to 15.0 GPM (11.4 to 56.8 l/m)
- Inlet pressure: 20 to 150 psi (1.4 to 10.3 bar)
- Regulated pressure:
  - ¾" units: 30 psi (2.1 bar)
  - 1" units: 40 psi (2.8 bar)
- Filtration: 200 mesh (75 micron)

### Models

- PRF-075-RBY: ¾" PR RBY Filter
  - PRF-100-RBY: 1" PR RBY Filter\*
- \*Available with BSP Threads

### Replacement Screen

- RBY-200SSMX (200 mesh stainless steel screen)

### Pressure Loss Characteristics

Flow gpm	PRF-075-RBY psi	PRF-100-RBY psi
0.2	3.0	N/A
1.0	4.0	N/A
3.0	6.1	0.8
5.0	10.0	2.0
8.0	N/A	3.8
10.0	N/A	5.2
15.0	N/A	12.0

### Pressure Loss Characteristics

### METRIC

Flow l/m	PRF-075-RBY bar	PRF-100-RBY bar
0.8	0.21	N/A
3.8	0.28	N/A
11.4	0.42	0.06
18.9	0.69	0.14
30.3	N/A	0.26
37.9	N/A	0.36
56.8	N/A	0.83

**Note:** Pressure loss for 200 mesh filter screen



PRF-075-RBY and PRF-100-RBY

Components  
of Control Zone  
Kits Found on  
pg. 192-198



## Inline RBY Filter

Static filter helps prevent plugging in a drip irrigation system

- A simple and reliable filter for low-volume irrigation systems
- Simple to clean, as cap has a sealing O-ring and unthreads to provide access to the stainless steel filter element
- Strong and reliable due to its robust design and glass-filled polypropylene construction

### Features

- Male x Male threaded connections for direct connection to valves and pressure regulators
- Replacement stainless steel elements are available in 200 mesh (75 micron)

### Operating Range

- Flow:
  - ¾" units: 0.20 to 12.0 gpm (0.8 to 45.4 l/m)
  - 1" units: 0.20 to 18.0 gpm (0.8 to 68.1 l/m)
- Pressure: 20 to 150 psi (1.4 to 10.3 bar)
- Filtration: 200 mesh (75 micron)

### Models

- RBY075MPTX: ¾" Inline RBY Filter with 200 Mesh Screen
- RBY100MPTX: 1" Inline RBY Filter with 200 Mesh Screen\*

\* Available with BSP threads

### Replacement screen:

- RBY-200SSMX (200 mesh stainless steel screen)

### Pressure Loss Characteristics

Flow Rate gpm	RBY075MPTX psi	RBY100MPTX psi
1.00	0.1	0.1
3.00	0.4	0.3
5.0	1.1	0.5
7.0	1.6	0.8
9.0	2.7	1.4
12.0	4.5	2.2
14.0	--	3.0
16.0	--	3.8
18.0	--	4.7

### Pressure Loss Characteristics

### METRIC

Flow Rate l/m	RBY075MPTX bar	RBY100MPTX bar
0.8	0.00	0.00
3.8	0.01	0.01
11.4	0.03	0.02
18.9	0.08	0.03
26.5	0.11	0.06
34.1	0.19	0.10
45.4	0.31	0.15
53.0	--	0.21
60.6	--	0.26
68.1	--	0.32

**Note:** Pressure loss for 200 mesh filter screen



RBY075MPTX

## Quick-Check Basket Filter

The only commercial-grade filter with a clean/dirty indicator for low-volume irrigation zones

- Reduces maintenance and labor costs — the indicator tells you when to clean the filter, taking the guesswork out of cleaning the filter
- Provides increased reliability – “No-spill” feature ensures dirt does not fall back into the filter during cleanup operation
- Simplifies installation and maintenance – threaded top with O-ring makes it easy to remove and clean the screen

### Features

- Available in ¾" and 1" models
- Comes pre-assembled with 200 mesh (75 micron) stainless steel screen (other screen sizes available)
- Also available in Commercial Control Zone Kits (XCZ-PRB-100-COM and XCZ-PRB-150-COM)

### Operating Range

- Flow
  - ¾" Basket Filter: 0.20 to 12.0 gpm (0.8 to 45.4 l/m)
  - 1" Basket Filter: 3.0 to 20.0 gpm (11.4 to 75.7 l/m)
- Pressure: 0-150 psi (0 to 10.3 bar)

### Models

- QKCHK-075: ¾" Basket Filter with 200 mesh screen
- QKCHK-100\*: 1" Basket Filter with 200 mesh stainless steel screen

*\* Available with BSP threads*

### Replacement Filter Screens

- QKCHK-100M: 100 mesh screen, red
- QKCHK-200M: 200 mesh stainless steel screen, white

### Replacement Cap

- QKCHKAP (Complete cap with body o-ring)



### Pressure Loss Characteristics - QKCHK-075

Flow Rate gpm	200/150 mesh screen psi
0.20	0.0
2.00	0.0
4.00	0.1
6.0	0.4
8.0	0.9
10.0	1.3
12.0	2.0

### Pressure Loss Characteristics - QKCHK-075

#### METRIC

Flow Rate l/m	75/100 micron screen bar
0.8	0.00
7.6	0.00
15.1	0.01
22.7	0.03
30.3	0.06
37.9	0.09
45.4	0.14

### Pressure Loss Characteristics - QKCHK-100

Flow Rate gpm	200/150 mesh screen psi
3.0	0.0
5.0	0.0
7.0	0.4
9.0	0.7
11.0	1.1
14.0	1.6
17.0	2.3
20.0	3.2

### Pressure Loss Characteristics - QKCHK-100

#### METRIC

Flow Rate l/m	75/100 micron screen bar
11.4	0.01
18.9	0.01
26.5	0.03
34.1	0.05
41.6	0.08
53.0	0.11
64.4	0.16
75.7	0.22

**Note:** Pressure loss for 200 mesh filter screen

## Pressure Regulating Basket Filters

NEW

The only commercial-grade filter with built in pressure regulator for low-volume irrigation zones

- Reduces maintenance and labor costs - 40% larger filter surface than standard filters means less frequent cleaning
- Provides increased reliability – “No Spill” feature ensures dirt does not fall back into the filter during cleanup operation
- Simplifies installation and maintenance – threaded top with O-ring makes it easy to remove and clean that stainless steel filter screen
- Efficient design – combines filtration and pressure regulation in one compact unit with fewer connections

### Features

- Available in 1" model
- Comes pre-assembled with 200 mesh (75 micron) stainless steel screen (other screen sizes available)
- Built-in 40 psi (2,7 bar) pressure regulator
- Also available in Light Commercial Control Zone Kits (XCZ-100-PRB-LC)

### Operating Range

- Flow: 5.0 to 20 gpm (18.9 to 75.7 l/m)
- Inlet Pressure: 15 to 150 psi (1,0 to 10,3 bar)
- Regulating Pressure: 40 psi (2,7 bar)
- Filtration: 200 mesh (75 micron) stainless steel
- Temperature: Up to 150 degree F (66 degree C)

Components  
of Control Zone  
Kits Found on  
pg. 192-198

### Models

- PRB-100: 1" Basket Filter with built-in Pressure Regulator (40 psi ) and 200 mesh (75 micron) stainless steel screen

### Replacement Filter Screens

- QKCHK-100M: 100 mesh stainless steel screen, red
- QKCHK-120M: 120 mesh stainless steel screen, green
- QKCHK-200M: 200 mesh stainless steel screen, white

### Replacement Cap

- BFCAP (Complete cap with body o-ring)

### Minimum Inlet Pressure for 40 psi Outlet Pressure

Flow (gpm)	Inlet Pressure (psi) PRB-100
3.0	40.0
5.0	40.0
10.0	42.6
15.0	48.2
20.0	60.0

### Minimum Inlet Pressure for 2.8 bar Outlet Pressure

Flow (l/m)	Inlet Pressure (bar) PRB-100
11.4	2.8
18.9	2.8
37.9	2.9
56.8	3.3
75.7	4.1

Stainless  
Steel  
Screen



PRB-100



BFCAP

## Pressure Regulating, Quick-Check Basket Filters

NEW

The only commercial-grade filter with built-in pressure regulator with a clean/dirty indicator for low-volume irrigation zones

- Reduces maintenance and labor costs-the indicator tells you when to clean the filter, taking the guesswork out of cleaning the filter
- Provides increased reliability – “No-spill” feature ensures dirt does not fall back into the filter during cleanup operation
- Simplifies installation and maintenance – threaded top with O-ring makes it easy to remove and clean the stainless steel filter screen
- Efficient design – combines filtration and pressure regulation in one compact unit with fewer connections

### Features

- Available in 1" model
- Comes pre-assembled with 200 mesh (75 micron) stainless steel screen (other screen sizes available)
- Built-in 40 psi (2,7 bar) pressure regulator
- Also available in Commercial Control Zone Kits (XCZ-PRB-100-COM AND XCZ-PRB-150-COM)

### Operating Range

- Flow: 3.0 to 20.0 gpm (11.4 to 75.7 l/m)
- Inlet Pressure: 15 to 150 psi (1,0 to 10,3 bar)
- Regulating Pressure: 40 psi (2,7 bar)
- Filtration: 200 mesh (75 micron) stainless steel
- Temperature: Up to 150° F (66° C)

Components  
of Control Zone  
Kits Found on  
pg. 192-198

### Models

- PRB-QKCHK-100: 1" Basket Filter with built-in Pressure Regulator (40 psi) and 200 mesh (75 micron) stainless steel screen

### Replacement Filter Screens

- QKCHK-100M: 100 mesh stainless steel screen, red
- QKCHK120M: 120 mesh stainless steel screen, green
- QKCHK-200M: 200 mesh stainless steel screen, white

### Replacement Cap

- QKCHKAP (Complete cap with body o-ring)

#### Minimum Inlet Pressure for 40 psi Outlet Pressure

Flow (gpm)	Inlet Pressure (psi) PRB-QKCHK-100
3.0	40.0
5.0	40.0
10.0	42.6
15.0	48.2
20.0	56.4

#### Minimum Inlet Pressure for 2.8 bar Outlet Pressure

Flow (l/m)	Inlet Pressure (bar) PRB-QKCHK-100
11.4	2.8
18.9	2.8
37.9	2.9
56.8	3.3
75.7	3.9



Stainless  
Steel  
Screen

PRB-QKCHK-100

## Inline Pressure Regulators

### Features

- Can be installed above or below grade
- Preset outlet pressures: 30 psi (2.0 bar) and 40 psi (2.8 bar)
- $\frac{3}{4}$ " or 1" NPT female-threaded inlet and outlet

### Operating Range

- Flow
  - PSI-L30X-075: 0.10 to 5.0 gpm; 6 to 300 gph (0.4 to 18.9 l/m)
  - PSI-M30X-075, psi-M40X-075: 2.0 to 10.0 gpm; 120 to 600 gph (7.8 to 37.9 l/m)
  - PSI-M40X-100: 2.0 to 20.0 gpm; 120 to 900 gph (7.8 to 56.8 l/m)
- Inlet Pressure: 10-150 psi (0.7 to 10.3 bar)

### Models

- PSI-L30X-075:  $\frac{3}{4}$ " 30 psi (2.1 bar) regulator for low flow (red label)
- PSI-M30X-075:  $\frac{3}{4}$ " 30 psi (2.1 bar) regulator for medium flow (yellow label)
- PSI-M40X-075:  $\frac{3}{4}$ " 40 psi (2.8 bar) regulator for medium flow (yellow label)
- PSI-M40X-100: 1" 40 psi (2.8 bar) regulator for medium flow

## Retrofit Pressure Regulator

### Features

- Provides convenient 30 psi (2.1 bar) pressure regulation at the riser for any  $\frac{1}{2}$ " FPT emission device or compression adapter
- Can be installed above or below grade
- Can be used with Xeri-Bird™ 8 Multi-Outlet Emission Device (see page 167)

### Operating Range

- Flow: 0.50 to 4.00 gpm; 30 to 240 gph (1.9 to 15.1 l/m)
- Inlet Pressure: 15 to 70 psi (1.0 to 4.8 bar)

### Dimensions

- $\frac{1}{2}$ " female-threaded inlet
- Height: 4" (10 cm)

### Model

- PRS-050-30



PSI-L30X-075, PSI-M40X-075, PSI-M40X-100



PRS-050-30