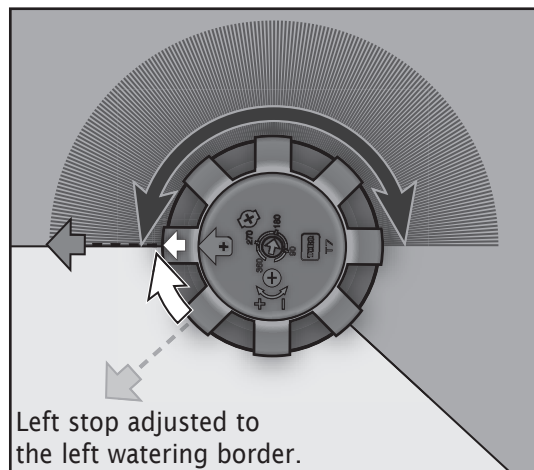
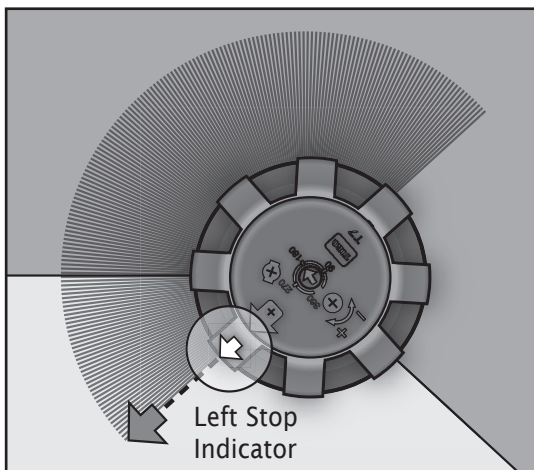
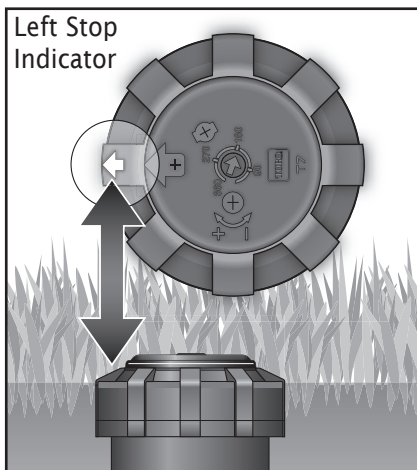


T7 Series Rotor User's Guide

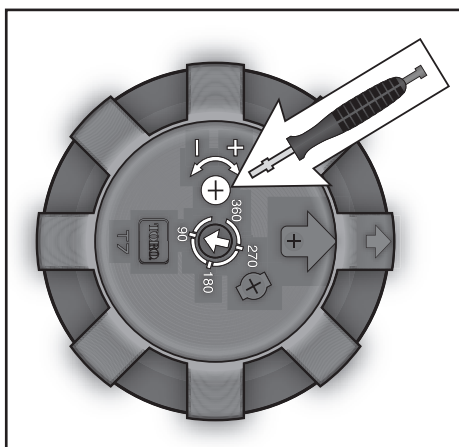
◆ To position the left stop:

- ◆ The fixed left stop is indicated by the arrow on the sprinkler cap. Align the fixed stop to the left border by turning the sprinkler body. The right stop is adjustable from 40°-360°.

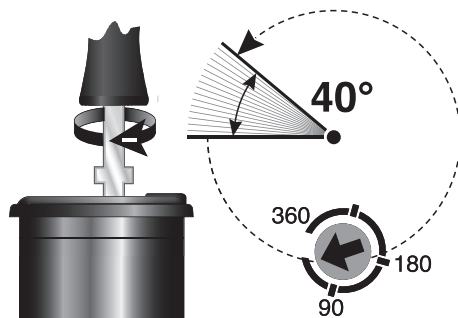


◆ To adjust the spray arc:

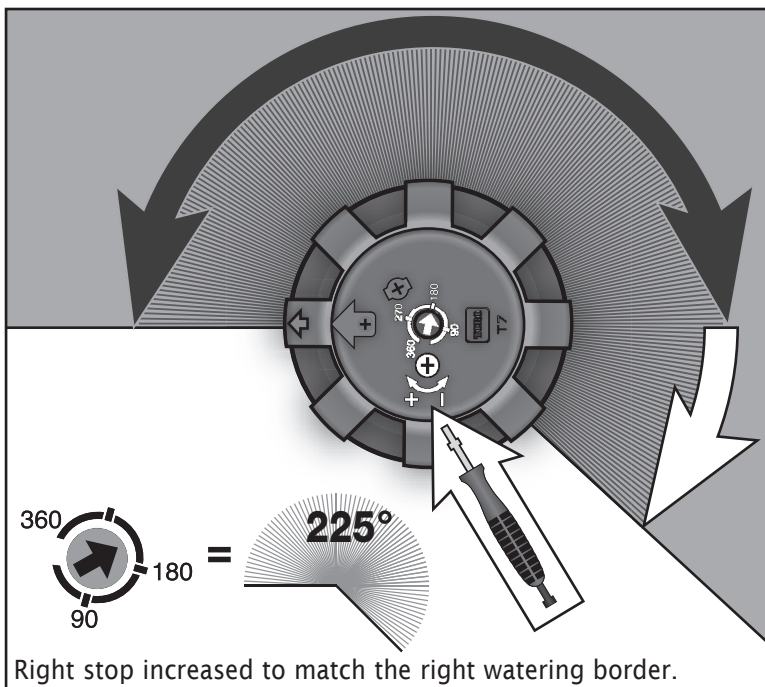
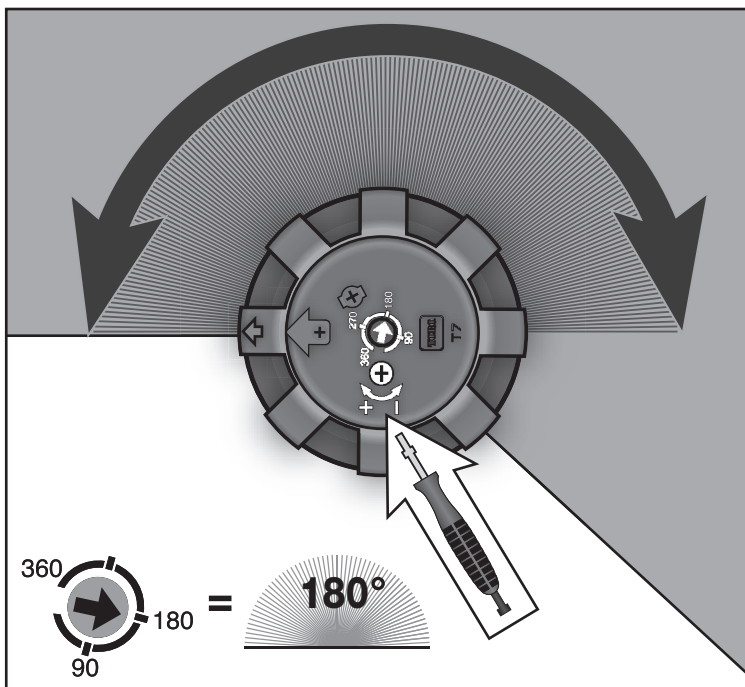
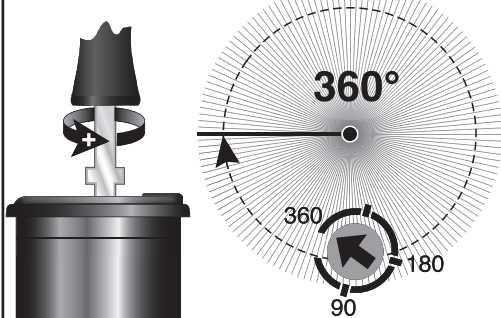
- ◆ To adjust the right stop, insert tool blade into cap. Turn blade left to decrease arc; right to increase arc.



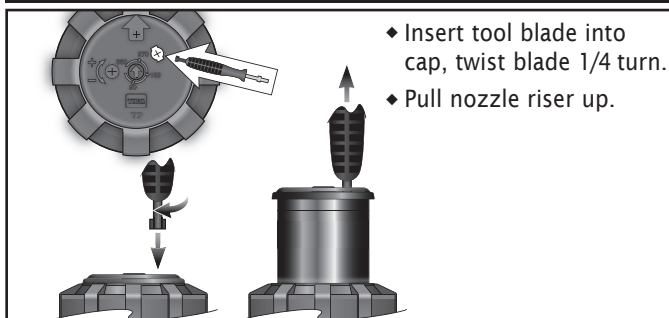
Spray arc can be decreased down to 40°.



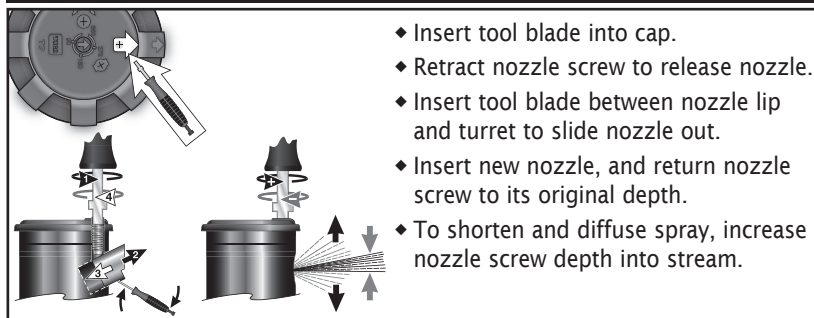
Spray arc can be increased up to 360°.



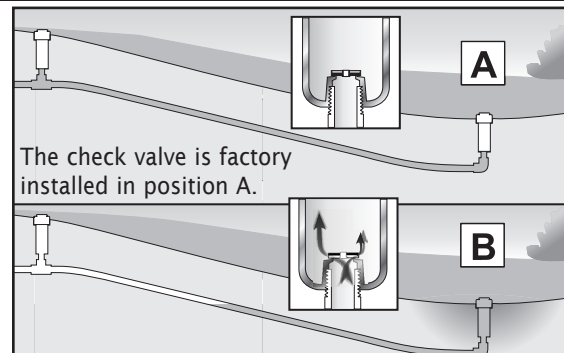
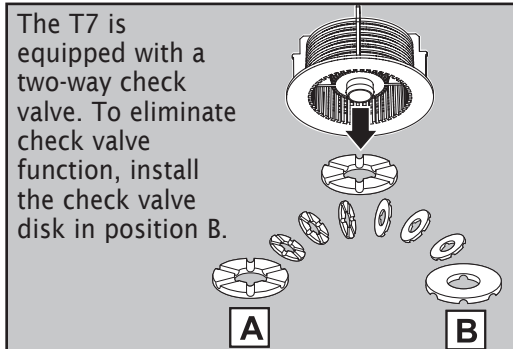
◆ To pull the nozzle riser up:



◆ To change the nozzle/diffuse spray:



◆ To install the check valve:



◆ T7 “Low Flow” Nozzle Performance

Nozzle	Pressure PSI	Radius Ft.	Flow GPM	Precip. in/hr Δ	Precip. in/hr \square	Pressure Bar	Radius M	Flow LPM
2.0	40	39	1.7	0.25	0.22	2.8	11.9	6.4
	50	39	2.0	0.29	0.25	3.5	11.9	7.6
	60	40	2.2	0.31	0.26	4.1	12.2	8.3
	70	40	2.4	0.33	0.29	4.8	12.2	9.1
	80	40	2.6	0.36	0.31	5.5	12.2	9.8
	90	41	2.7	0.36	0.31	6.2	12.5	10.2
	100	41	2.9	0.38	0.33	6.9	12.5	11.0
3.0	40	39	2.4	0.35	0.30	2.8	11.9	9.1
	50	40	2.8	0.39	0.34	3.5	12.2	10.6
	60	41	3.1	0.41	0.36	4.1	12.5	11.7
	70	41	3.4	0.45	0.39	4.8	12.5	12.9
	80	42	3.6	0.45	0.39	5.5	12.8	13.6
	90	42	3.9	0.49	0.43	6.2	12.8	14.8
	100	43	4.1	0.49	0.43	6.9	13.1	15.5
4.5	40	38	4.1	0.63	0.55	2.8	11.6	15.5
	50	41	4.7	0.62	0.54	3.5	12.5	17.8
	60	41	5.2	0.69	0.60	4.1	12.5	19.7
	70	42	5.7	0.72	0.62	4.8	12.8	21.6
	80	42	6.1	0.77	0.67	5.5	12.8	23.1
	90	43	6.5	0.78	0.68	6.2	13.1	24.6
	100	43	6.9	0.83	0.72	6.9	13.1	26.1
6.0	40	43	5.0	0.60	0.52	2.8	13.1	18.9
	50	46	5.7	0.60	0.52	3.5	14.0	21.6
	60	48	6.3	0.61	0.53	4.1	14.6	23.8
	70	49	7.0	0.65	0.56	4.8	14.9	26.5
	80	49	7.4	0.69	0.59	5.5	14.9	28.0
	90	50	7.9	0.70	0.61	6.2	15.2	29.9
	100	50	8.4	0.75	0.65	6.9	15.2	31.8
7.5	40	44	5.8	0.67	0.58	2.8	13.4	22.0
	50	46	6.7	0.70	0.61	3.5	14.0	25.4
	60	48	7.4	0.71	0.62	4.1	14.6	28.0
	70	49	8.0	0.74	0.64	4.8	14.9	30.3
	80	50	8.8	0.78	0.68	5.5	15.2	33.3
	90	50	9.5	0.85	0.73	6.2	15.2	36.0
	100	52	10.0	0.82	0.71	6.9	15.8	37.9
9.0	40	45	7.4	0.81	0.70	2.8	13.7	28.0
	50	49	8.5	0.79	0.68	3.5	14.9	32.2
	60	51	9.4	0.80	0.70	4.1	15.5	35.6
	70	53	10.4	0.82	0.71	4.8	16.2	39.4
	80	55	11.3	0.83	0.72	5.5	16.8	42.8
	90	55	12.0	0.88	0.76	6.2	16.8	45.4
	100	56	12.8	0.91	0.79	6.9	17.1	48.4

Precipitation data shown for 180° arc setting.

◆ T7 Standard Nozzle Performance

Nozzle	Pressure PSI	Radius Ft.	Flow GPM	Precip. in/hr Δ	Precip. in/hr \square	Pressure Bar	Radius M	Flow LPM
7.0	40	46	6.8	0.72	0.62	2.8	14.1	25.8
	50	49	7.4	0.75	0.65	3.5	14.8	28.0
	60	49	8.1	0.78	0.68	4.1	14.9	30.7
	70	50	8.9	0.82	0.71	4.8	15.3	33.7
	80	52	9.7	0.83	0.72	5.5	15.8	36.6
	90	52	10.3	0.85	0.73	6.2	15.8	38.9
	100	53	10.9	0.83	0.72	6.9	16.2	41.1
9.0	40	47	7.5	0.76	0.66	2.8	14.4	28.5
	50	51	8.3	0.73	0.64	3.5	15.5	31.2
	60	50	8.9	0.76	0.66	4.1	15.3	33.7
	70	52	9.8	0.81	0.70	4.8	15.8	37.1
	80	54	10.5	0.80	0.69	5.5	16.4	39.7
	90	53	11.2	0.82	0.71	6.2	16.2	42.4
	100	54	11.8	0.84	0.73	6.9	16.5	44.8
12.0	40	50	10.0	0.89	0.77	2.8	15.3	37.7
	50	53	10.6	0.90	0.78	3.5	16.2	39.9
	60	57	11.5	0.91	0.79	4.1	17.3	43.6
	70	59	12.5	0.96	0.83	4.8	18.0	47.5
	80	60	13.5	0.99	0.86	5.5	18.2	51.1
	90	61	14.4	1.02	0.88	6.2	18.5	54.4
	100	63	15.2	1.04	0.90	6.9	19.2	57.5
16.0	40	52	13.4	1.06	0.92	2.8	15.9	50.8
	50	57	15.0	1.06	0.92	3.5	17.4	56.6
	60	60	15.8	1.04	0.90	4.1	18.3	59.8
	70	61	17.1	1.09	0.95	4.8	18.6	64.8
	80	64	18.4	1.10	0.95	5.5	19.4	69.7
	90	64	19.6	1.14	0.98	6.2	19.6	74.3
	100	66	20.8	1.17	1.01	6.9	20.0	78.7
20.0	40	52	16.1	1.28	1.10	2.8	15.8	60.9
	50	57	18.4	1.22	1.05	3.5	17.5	69.6
	60	61	19.6	1.21	1.05	4.1	18.6	74.0
	70	64	21.0	1.26	1.09	4.8	19.4	79.5
	80	66	22.6	1.19	1.03	5.5	20.2	85.5
	90	68	24.0	1.23	1.06	6.2	20.7	90.8
	100	70	25.3	1.25	1.09	6.9	20.7	95.7
24.0	40	54	15.5	1.27	1.10	2.8	16.4	58.5
	50	60	17.7	1.09	0.95	3.5	18.4	67.0
	60	64	19.8	1.11	0.96	4.1	19.4	74.8
	70	66	21.6	1.14	0.99	4.8	20.2	81.8
	80	68	23.3	1.15	1.00	5.5	20.8	88.2
	90	70	24.9	1.20	1.04	6.2	21.3	94.1
	100	72	26.3	1.16	1.01	6.9	22.0	99.5
27.0	40	55	19.4	1.42	1.23	2.8	16.8	73.3
	50	64	22.0	1.16	1.00	3.5	19.6	83.2
	60	71	23.8	1.05	0.91	4.1	21.6	90.2
	70	72	25.7	1.10	0.95	4.8	22.0	97.2
	80	73	27.3	1.14	0.99	5.5	22.3	103.5
	90	74	29.0	1.18	1.02	6.2	22.6	109.9
	100	75	30.5	1.21	1.05	6.9	22.9	115.5