

ECHO

PROXTREME SERIES™

The new ECHO ProXtreme Series provides pro landscapers with the best performance and durability.


2 year
Commercial
Warranty
5 year
Consumer
Warranty

ECHO also provides a wide selection of heads, line, blades and work gear.

FIND OUT MORE AT WWW.ECHO-USA.COM/PROXTREMESERIES

SRM-2620U Brushcutter

- 25.4 cc professional-grade, 2-stroke engine
- Tool-less, adjustable U handle with integrated throttle lever
- Handle can fold parallel to unit for storage and transport
- Blade shield included (Blades sold separately)
- Includes shoulder harness and harness attachment ring already on the shaft
- Features 1.62:1 gear reduction
- 13.6 lbs* (dry weight)
*with cutting head and shield



PE-2620 Edger

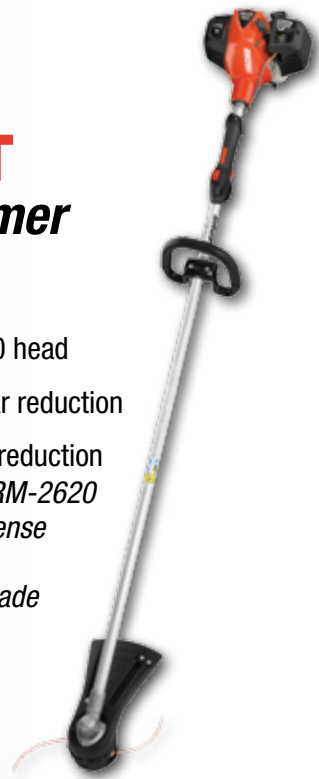
- 25.4 cc professional-grade, 2-stroke engine
- Flex cable drive (lifetime warranty) allows curved shaft design for better sight lines and more ergonomic tool positioning
- Contoured aluminum debris shield with open face for reduced clogging
- Captive wheel mount hardware for easy wheel height adjustability
- Extended skid plate for more durability
- Features 2:1 gear case to power through tough overgrown grass
- 14.1 lbs* (dry weight)
*with cutting head and shield



SRM-2620 Trimmer

SRM-2620T High Torque Trimmer

- More torque at cutting head
- Easy loading Speed-Feed™ 400 head
- SRM-2620 features 1.62:1 gear reduction
- SRM-2620T features 2:1 gear reduction - 23% more torque than the SRM-2620 for powering through thick, dense ground cover and optimal performance with a cutting blade



ECHO

PROXTREME SERIES™

PROXTREME SERIES™

THE NEW 2620 SERIES GIVES YOU MORE

The New ECHO ProXtreme Series is redefining the performance standard for professional landscapers in North America.

ECHO is proud to call this series the most powerful 26 cc professional grade two-stroke engine family ever developed.

MORE HORSEPOWER

25.4 cc 2-stroke engine delivers 1.35 horsepower


LIGHTER WEIGHT POWERHEAD

7.1 lbs Powerhead
- Weight reduction primarily achieved by using military-grade magnesium versus aluminum



LONGER RUN TIME

Larger fuel tank allows for extended run time between fill ups



BETTER AIR FILTRATION

2620 Series Powerhead features a 2-stage air filtration system

- With foam pre-filter and a pleated filter that has more surface area, allowing longer intervals between cleaning/replacement
- Filter includes rubber gasket for tighter seal and no dirt bypass



INDUSTRY BEST HOT RE-STARTING

Insulator plate and flexible bellows-style fuel transfer system dramatically reduces heat

Remote fuel tank air vent vs. integrated fuel cap vent prevents clogging and reduces re-start issues



INDUSTRY LEADING WARRANTY