


## Sand daM™ Accessories

### Trident Stakes

- Four sided shanks that are 5 ¼ inches long with 4 opposing barbs for unmatched holding power over traditional sod staples.
- Made from durable HD Polyethylene which will NOT rust or biodegrade!
- Tan color closely matches the full line of Sand daM™ Bunker Blankets.
- 1,000 pins / case



### Round Top Driver and Round Top Pins

#### Round Top Driver

- Reduces labor and installation costs by as much as 40%!
- Operates from a standing position.
- Reduces laborer fatigue resulting from kneeling.
- Allows operator to install up to 64 square feet of fabric while standing in one center location.
- “Jamming” is virtually eliminated due to center driven plunger.
- Lightweight and virtually maintenance-free.

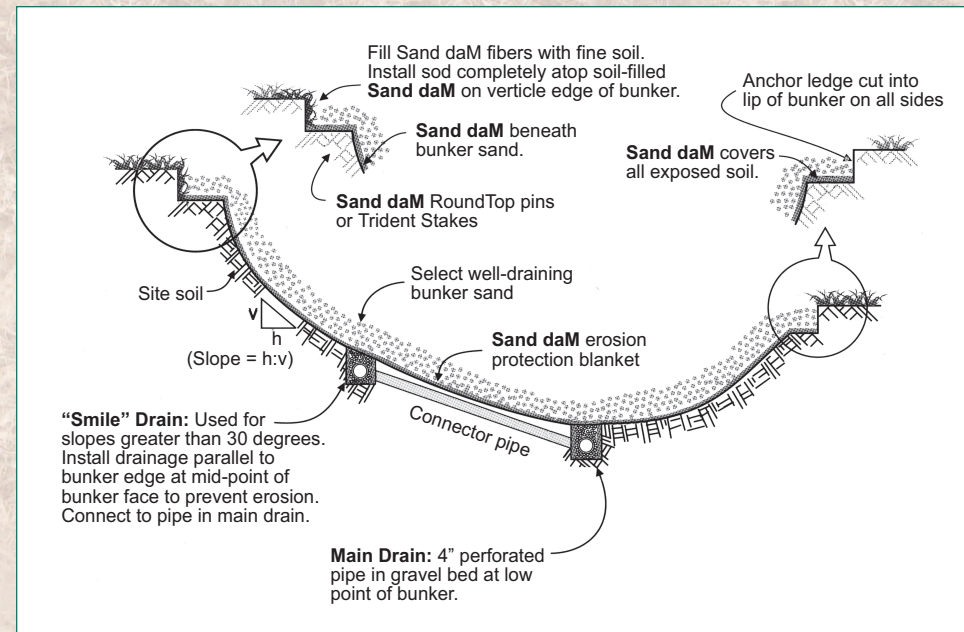


#### Round Top Pins

- When installed with the Round Top Driver, is one of the most advanced products in the industry.
- The Round-Top head is engineered to hold 5 times the surface area of a typical U-shaped staple. In other words, more surface area means more holding power.
- Will help to reduce labor cost, improve installation and insure the success of your next project.
- The patent pending Round Top Pin is available in multiple gauges and lengths.



## Installing Sand daM™ in Bunkers\*




1. Create a ledge at least 6" x 6" along perimeter edge of bunker that may be prone to large inflows of run off water. Secure Sand daM™ with Round Top Pins/Trident stakes on 6" spacing along entire perimeter of bunker.
2. Place collector drain(s) as per drawing. Install "smile" drains on steeper slopes to help prevent erosion from high water flows. Sand daM™ should extended over drain lines to eliminate gravel intrusion upward into select bunker sands. Provide clear drain pipe openings or "blow outs" and add end cap guards to protect against rodent intrusion.
3. Flip "High Performance" and Sand daM™ "MR" rolls over to expose rough side for optimum slope erosion performance.
4. Overlap all edges and seams 3" – 6" and use a bead of construction adhesive for tight seams. All seams, overlaps and perimeter edges require Round Top Pins/ Trident Stakes spaced every 6". The body of Sand daM™ requires spacing of 12" – 18". An estimated total of 656 Round Top Pins/ Trident Stakes per 1000 sq. ft. Sand daM™ liner material.
5. If native soil is unstable, consider placing sod atop soil-filled Sand daM™ on top edge of bunker (see drawing). Note: Sod will not develop a root system in the open matrix of Sand daM™ fibers. Sift fine soil or removed contaminated bunker sand into fiber matrix completely.
6. After installing or revising drainage system, and Sand daM™, install select bunker sand to a uniform 4" depth. For best results, use sand having excellent drainage and "playability" characteristics.

\* Sand daM™ installations must conform to manufacturer's instructions which, along with maintenance guides, are available by faxing requests to the manufacturer.



# 1-866-Sand daM



## Professional Turf Products LLC

207 Orchard Avenue  
Belle Vernon, PA 15012-2023

Phones: 866.SAND DAM / 724.929.2111  
Fax: 724.929.0282

E-mail: [info@proturfproducts.com](mailto:info@proturfproducts.com)  
[www.proturfproducts.com](http://www.proturfproducts.com)

## Hi Performance Sand daM™

- Can be cut and trimmed with propane flame to save labor cost during installation.
- Prevents washouts and contamination.
- Field tested by civil engineers to stabilize sand on slopes as severe as 60°!
- Will NOT lift out if accidental contact occurs with maintenance tools or golf clubs!
- Open-mesh, bonded fibers allow water movement to drains while sand particles remain in place.
- No drainage “slowdown”.
- Constructed of non-biodegradable polyester and synthetic binders.
- **Sand daM™** has the durability and resistance to withstand all weather elements and is virtually unaffected by chemicals and water conditions found in golf course environments.



Using the flame of a hand-held propane torch, **Sand daM™** can be “cut” FAST with almost surgical precision. Inexperienced laborers can make accurate fast “cuts” saving time and cutting down material waste!

## Sand daM™ MR

- Ideal for projects where high performance and low cost are required.
- Can be cut and trimmed quickly with a propane torch to help save time and more money by saving labor costs during installation.
- Is made from the same components as our Hi Performance Sand daM™.
- Has excellent erosion capabilities working on slopes up to 50°!
- Will not biodegrade under sand.



## Product Specifications

Product Features	Hi-Performance Sand daM™	Sand daM™ MR	Sand daM™ LITE
Fibers	Polyester	Polyester	Polyester
Binder	Non-flammable Non-water soluble	Non-flammable Non-water soluble	Non-water soluble
Water Permeability	Excellent	Excellent	Excellent
Thickness	3/4” to 1”	3/4”	1/4”
Roll Weight	36 lbs./roll	36 lbs./roll	63 lbs./roll
Roll Width	75 inches	75 inches	75 inches
Roll Length	50 feet	65 feet	220 feet
Total Sq. Ft.	312.5 sq. ft.	406.25 sq. ft.	1375 sq. ft.
Color	Tan	Tan	Tan
Bunker Slopes	Up to 60°	Up to 50°	Up to 20°
Erosion Control	Excellent	Excellent	Excellent
Contamination	Excellent	Excellent	Excellent
Roll Capacity Full Trailers	128	128	128

## Sand daM™ LITE

- Predictable performance at an affordable price!
- Prevents contamination of costly bunker sand.
- Install in greenside bunkers with low-angle slopes or flat-bottomed fairway bunkers.
- Fiber matrix will not impede water entry into bunker drains!
- Engineered to perform and withstand all weather elements or soil conditions.
- Is made from the same non-biodegradable polyester, to withstand all weather elements!



## Satisfied Customer Comments

“Now when we get the downpours Houston frequently gets, our Sand-daM-lined traps are ready for play with little or no touch-up,” Willie said. “The cost associated with maintaining these bunkers during an entire season has been reduced nearly 100% from the years before our renovation. A case in point happened during a tropical storm that dumped 13 1/2 inches of rain in one day. The first bunker we had done 5 years ago showed no signs of sand erosion, nor did the other, more recent ones.”

Willie Plowman  
Cypress Lakes Golf Club, Cypress Lakes, TX

“Sand daM™ has really helped us in preparing for the Texas Open. It helps prevent washouts from heavy rains that historically occur weeks before the event.”

Brad Hines, CGCS  
The Palmer Course at La Cantera  
San Antonio, Texas

“We have seen tremendous savings in labor and expense in maintaining our bunkers. Would highly recommend using Sand daM™ for any renovation or new construction project.”

Rick Catalogna, CGCS  
Pikewood Golf Club  
Morgantown, West Virginia

**866-Sand daM**  
**www.proturfproducts.com**