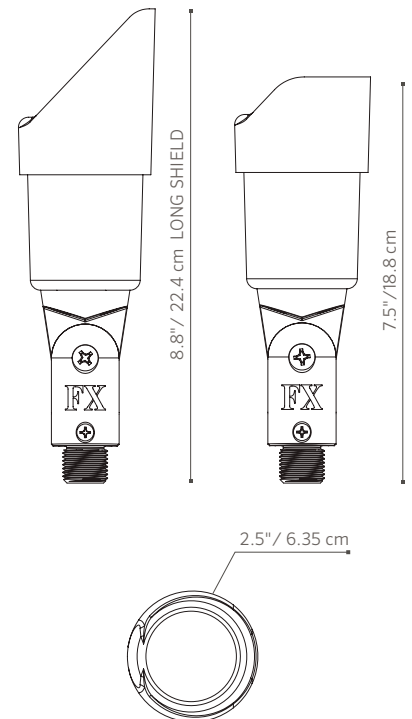




The RS is a rugged micro luminaire that provides the power and control of the halogen MR-16 lamp family. This precision lighting instrument is a fine example of engineering for simplicity and reliability. The RS is constructed without compromise using aerospace-grade alloys and silicone seals.

RS: Up Light

MATERIALS:	Zinc/aluminum alloy housing, shroud, and knuckle with stainless steel hardware
SOCKET:	MR16 GU5.3 socket with retaining clips
WIRING:	18 AWG SPT-1W 105° C 300V
POWER:	Input 10-15VAC/VDC 50/60Hz. Remote transformer required (sold separately)
LAMP OPTIONS:	No Lamp, LED lamp, ZD LED lamp, Halogen





RS: Up Light

< LONG SHIELD














FACTORY INSTALLED OPTIONS: Order 1 + 2 + 3 (optional) + 4 (optional) + 5

Step	Description	Code
1	FIXTURE	RS
2	LAMP	NL (No lamp), 20 (Halogen BAB), 35 (Halogen FMW), LED20WFL [†] (LED 4W BAB), LED35WFL [†] (LED 5W FMW), ZD35WFL [†] (ZD LED 5W FMW)
3	OPTIONAL FROSTED LENS	F
4	OPTIONAL SHIELD	LS (<i>Long Shield</i>)
5	FINISH	WG, FW, AL, BZ, DG, WI, SB, FB

EXAMPLE: RS-35-LS-SB = RS - 35 Watt Halogen - Long Shield - Sedona Brown Finish









[†] LED lamps available only with BZ/FB finishes and clear lenses.

FIELD INSTALLED OPTIONS: Order Individually

Glare Control	Mounts							
Hex Baffle (250015260000)	Super Slot Spike (753900) 2" x 7" Included ▼				Coupling: Straight (COUP-XX) 1.3" x 2.0"			
RecessorRing (RRMR16)	Long Slot Spike (250015840000) 2.5" x 10"				Coupling: 90° Elbow (ELBW-050-XX**) 1.3" x 2.0"			
	SuperJ-Box (SJ-XX**) 2.5" x 12"				Coupling: T-Mount (TMNT-050-XX**) 3.0" x 2.2"			
	Post Mount (PM-XX**) 2.5" x 13"				Gutter Mount (GM-SS) 4.0" x 4.0"			
Lenses/Filters								
Frosted (250015170000)	Super Slot Spike	Long Slot Spike	Super J-Box XX**	Post Mount XX**	Coupling: Straight	Coupling: 90° Elbow	Coupling: T-Mount	Gutter Mount
Spread (250013550000)	Tree Box (TB-XX) 5.4"x1.9"				Sign Light Riser (YY-R-SL-XX**) 0.8" diameter w/45° inward curve			
Solite Spread (250015240000)	Wall Plate: 1-Gang (WP-1G-050-XX**) 3.4" x 5.1"				Wall Plate: Round (WP-RD-050-XX**) 5.0" diameter			
Dichroic Peach (250015230000)								
Dichroic Blue (250015200000)								
Dichroic Green (250015210000)								
Dichroic Red (250015220000)	Tree Box	Wall Plates: 1-Gang	Wall Plates: Round	Sign Light Riser	Straight Riser			
Light Blue (250015190000)								

EXAMPLE: RRMR16 = ReccessorRing
PM-SB = Post Mount - Sedona Brown Finish

POWDER COAT

	WG = White Gloss
	FW = Flat White
	AL = Almond
	BZ = Bronze Metallic
	DG = Desert Granite
	WI = Weathered Iron
	SB = Sedona Brown
	FB = Flat Black

The RS includes choice of halogen MR-16 lamp, frosted or clear lens, choice of finish, and a Super Slot Spike.

** Denotes finish code

