

# MP ROTATOR® 800 SERIES

Radius: 6' to 16'

## FEATURES

- Provides coverage from 6' to 16'
- Radius can be reduced up to approximately 25% on all models
- Color-coded for easy identification
- Removable filter screen prevents large objects from clogging nozzle
- Wind-resistant multi-stream technology
- Adjustable arc and radius
- ▶ Automatic matched precipitation
- ▶ Double-pop feature
- ▶ Distribution uniformity
- ▶ Low precipitation rate

## OPERATING SPECIFICATIONS

- Recommended operating pressure: 40 PSI  
To achieve minimum radius setting: 30 PSI
- MP800SR-90 uses a 60-mesh built-in nozzle filter
- MP800SR-360 and MP815 use a 40-mesh built-in nozzle filter
- Recommended filtering when operating on dirty water
- Hunter's HY filters are a great solution for zone-specific MP800 arrangements

## OPTIONS

- Specify Pro-Spray® PRS40 pop-up for accurate pressure regulation to achieve typical radius settings
- Specify Pro-Spray PRS30 for accurate pressure regulation to achieve minimum radius settings

### MP800SR 6' to 12' radius



**MP800SR-90**  
90° to 210°



**MP800SR-360**  
360°

### MP815 8' to 16' radius



**MP815-90**  
90° to 210°



**MP815-210**  
210° to 270°



**MP815-360**  
360°

MP800SR-90







MP815-90



**MP ROTATOR PERFORMANCE DATA**

**MP800SR**






Radius: 6' to 12'  
Adjustable Arc  
● Orange and Gray: 90° to 210°  
● Lime Green and Gray: 360°

MAX RADIUS							MIN RADIUS	
Arc	Pressure PSI	Radius ft.	Flow		Precip in/hr		Radius ft.	Flow GPM
			GPM	GPH	■	▲		
90° 	30	8	0.17	9.6	0.90	1.04	6	0.13
	35	9	0.21	11.4	0.89	1.03	7	0.15
	<b>40</b>	<b>10</b>	<b>0.23</b>	<b>13.8</b>	<b>0.83</b>	<b>0.96</b>	<b>8</b>	<b>0.16</b>
	45	11	0.25	15.0	0.80	0.92	8	0.18
	50	11	0.27	16.2	0.79	0.92	9	0.19
180° 	30	8	0.33	19.2	0.88	1.02	6	0.26
	35	9	0.38	22.2	0.85	0.99	7	0.29
	<b>40</b>	<b>10</b>	<b>0.42</b>	<b>25.2</b>	<b>0.81</b>	<b>0.93</b>	<b>8</b>	<b>0.32</b>
	45	11	0.46	27.6	0.77	0.88	8	0.36
	50	11	0.48	28.8	0.76	0.88	9	0.38
210° 	30	8	0.35	22.2	0.80	0.93	6	0.30
	35	9	0.38	26.4	0.77	0.89	7	0.34
	<b>40</b>	<b>10</b>	<b>0.43</b>	<b>29.4</b>	<b>0.81</b>	<b>0.91</b>	<b>8</b>	<b>0.37</b>
	45	10	0.45	31.8	0.82	0.95	8	0.42
	50	11	0.49	33.6	0.73	0.85	9	0.44
360° 	30	8	0.66	37.8	0.89	1.03	6	0.47
	35	9	0.71	42.0	0.80	0.92	7	0.52
	<b>40</b>	<b>10</b>	<b>0.78</b>	<b>46.8</b>	<b>0.79</b>	<b>0.91</b>	<b>8</b>	<b>0.56</b>
	45	10	0.85	51.0	0.78	0.90	8	0.59
	50	11	0.88	52.8	0.73	0.85	9	0.63
55	12	0.98	58.8	0.70	0.81	10	0.70	

**MP ROTATOR PERFORMANCE DATA**

**MP815**

Radius: 8' to 16'  
Adjustable Arc and Full-Circle  
● Maroon and Gray: 90° to 210°  
● Lt. Blue and Gray: 210° to 270°  
● Olive and Gray: 360°

Arc	Pressure PSI	Radius ft.	Flow		Precip in/hr	
			GPM	GPH	■	▲
90° 	30	14	0.42	25.20	0.83	0.95
	35	15	0.46	27.60	0.79	0.91
	<b>40</b>	<b>15</b>	<b>0.49</b>	<b>29.40</b>	<b>0.84</b>	<b>0.97</b>
	45	16	0.52	31.20	0.78	0.90
	50	16	0.55	33.00	0.83	0.96
180° 	30	13	0.75	45.00	0.85	0.99
	35	14	0.86	51.60	0.84	0.98
	<b>40</b>	<b>15</b>	<b>0.93</b>	<b>55.80</b>	<b>0.80</b>	<b>0.92</b>
	45	15	0.96	57.60	0.82	0.95
	50	16	1.06	63.60	0.80	0.92
210° 	30	13	0.88	52.80	0.86	0.99
	35	14	0.96	57.60	0.81	0.93
	<b>40</b>	<b>15</b>	<b>1.10</b>	<b>66.00</b>	<b>0.81</b>	<b>0.93</b>
	45	15	1.16	69.60	0.85	0.98
	50	16	1.24	74.40	0.80	0.92
270° 	30	13	1.14	68.40	0.87	1.00
	35	14	1.24	74.40	0.81	0.94
	<b>40</b>	<b>15</b>	<b>1.40</b>	<b>84.00</b>	<b>0.80</b>	<b>0.92</b>
	45	15	1.47	88.20	0.84	0.97
	50	16	1.54	92.40	0.77	0.89
360° 	30	13	1.52	91.20	0.87	1.00
	35	14	1.70	102.00	0.83	0.96
	<b>40</b>	<b>15</b>	<b>1.87</b>	<b>112.20</b>	<b>0.80</b>	<b>0.92</b>
	45	15	2.00	120.00	0.86	0.99
	50	16	2.13	127.80	0.80	0.92
55	16	2.26	135.60	0.85	0.98	

**Bold** = Optimal pressure for the MP Rotator is 40 PSI. This can easily be achieved by using the MP Rotator with the Pro-Spray PRS40, pressure regulated at 40 PSI.

MP ROTATOR