



*When a moonlighting effect is desired, specify the LS. This micro down light actually hangs from the host tree by a cinch tie requiring no screws or permanent hardware. A small brass hook is included for beam mounted applications. Milled from heavy copper and solid brass hardware, this luminaire incorporates a frosted glass lamp to soften beam spread edge.*

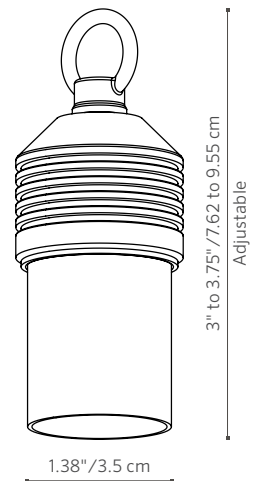
## LS: Down Light



### Multiple Effects

Small-scale plants in focal planter areas can become the host for a micro moonlighting effect. When combined with SI lights, the LS creates a “reflected light” effect.

*Note: This fixture is designed for down lighting only.*






# LS: Down Light

**FACTORY INSTALLED OPTIONS:** Order 1 + 2 + 3

Step	Description	Code
1	FIXTURE	LS
2	LAMP	12 (2,000 Hr Incandescent)
3	FINISH	CU, NP

**EXAMPLE:** LS-12-CU = LS - 12W Incandescent Lamp - Copper Finish

**METALS**

 **CU** = Copper

 **NP** = Nickel Plate\*

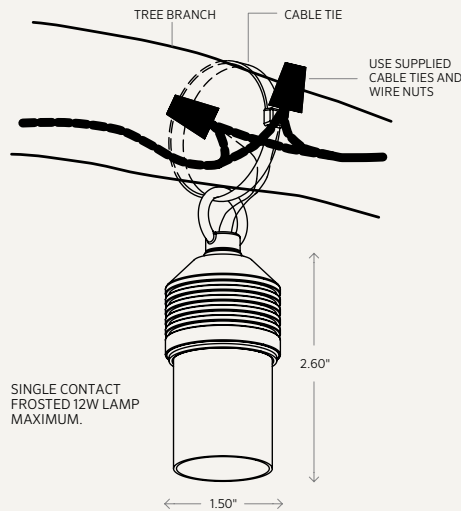
The LS includes 12 watt frosted incandescent lamp, and copper finish.

\* May require longer lead time

**TREE BRANCH INSTALLATION:**

FX Luminaire LS. Hang with provided cable tie. Cinch cable tie so it is loose to allow tree growth. Replace cable tie each time lamp is replaced.

Make connection to 12 - 16 gauge mainline on the back side of branch out of sight



**THIS FIXTURE IS DESIGNED FOR DOWN LIGHTING ONLY! DO NOT USE FOR UP LIGHTING.**

