
















INVISILED® ACCESSORIES

Outdoor electronic accessories

WAC LIGHTING

Responsible Lighting®

Type	Model	Input	Output	Max Run	Dim	Compatibility
Remote Damp Location	 EN-OD24100-RB2-T	120VAC	24VAC / 96W	30 feet	ELV	Includes a 6 foot lead wire Minimum load of 1W <i>Pro Outdoor</i>
Remote Wet Location	 EN-O24100-RB2-T	120 - 277VAC	24VDC / 96W	30 feet	No	Class 2 rated Includes a 6 foot lead wire Minimum load of 1W <i>Pro Outdoor, Palette Outdoor</i>
Master Controller	 LED-TO24-CM	4" x 2" x 1½"	Powers one run up to 40'. Connects and controls all slave controllers for runs over 40'			<i>Palette Outdoor</i>
Slave Controller	 LED-TO24-CS	4" x 2" x 1½"	Connects to Master Controller for runs over 40'. Uses a separate 120V power supply. Powers up to another 40'. A Slave Controller is needed for every 40' extension			<i>Palette Outdoor</i>
Wireless Controller (optional)	 LED-TO24-WS	4" x 2½" x 5/8"	Wireless connection to Master Controller Use to switch from color changing to white light Play/Pause the color changing effect Control the brightness and speed of the color changing effect Uses 2 AAA batteries			<i>Palette Outdoor</i>
Touch Panel and Motion Sensor	 CT-6A-R2	Includes a Touch Panel, an Occupancy Sensor, and a Controller AC/DC input at 12V(60W Max) or 24V(96W Max) Connect on secondary side of driver/transformer				<i>Pro, Pro2, Pro3, LITE, Classic Daylight to Sunset, Palette</i>
End cap	 LED-TO24-EC	Use to terminate every run to protect against contaminants. Seal cut end with silicone after adding end cap.				<i>Pro Outdoor, Palette Outdoor</i>
3-Way "Y" Connector	 LED-TO24-Y	Connects tape sections				<i>Pro Outdoor</i>
4-Way "X" Connector	 LED-TO24-X	Connects tape sections				<i>Pro Outdoor</i>
Joiner Cable	 LED-TO24-IC6 LED-TO24-IC12 LED-TO24-IC72 LED-TO24-IC120	6 in 12 in 72 in 120 in	Extends distance between Power Supply and Master Controller.			<i>Pro Outdoor</i>
RGB 3-Way "Y" Connector	 LED-TO24-Y-RGB	Connects tape sections				<i>Palette Outdoor</i>
RGB 4-Way "X" Connector	 LED-TO24-X-RGB	Connects tape sections				<i>Palette Outdoor</i>
RGB Joiner Cable	 LED-TO24-IC6-RGB LED-TO24-IC12-RGB LED-TO24-IC72-RGB LED-TO24-IC120-RGB	6 in 12 in 72 in 120 in	Use to connect two sections of InvisILED® Outdoor Palette tape.			<i>Palette Outdoor</i>
Signal wire	 LED-TO24-SW60 LED-TO24-SW120	5 feet 10 feet	Connects Master Controller and Slave Controller.			<i>Palette Outdoor</i>
DMX Signal Wire	 LED-TO24-MW60 LED-TO24-MW120	5 feet 10 feet	Connects DMX system to Master Controller.			<i>Palette Outdoor</i>

Example: **LED-TO24-WS**

WAC Lighting
www.waclighting.com
Phone (800) 526.2588 • Fax (800) 526.2585

Headquarters/Eastern Distribution Center
44 Harbor Park Drive • Port Washington, NY 11050
Phone (516) 515.5000 • Fax (516) 515.5050

Western Distribution Center
1750 Archibald Avenue • Ontario, CA 91760
Phone (800) 526.2588 • Fax (800) 526.2585