

PROJECT

CATALOG #

TYPE

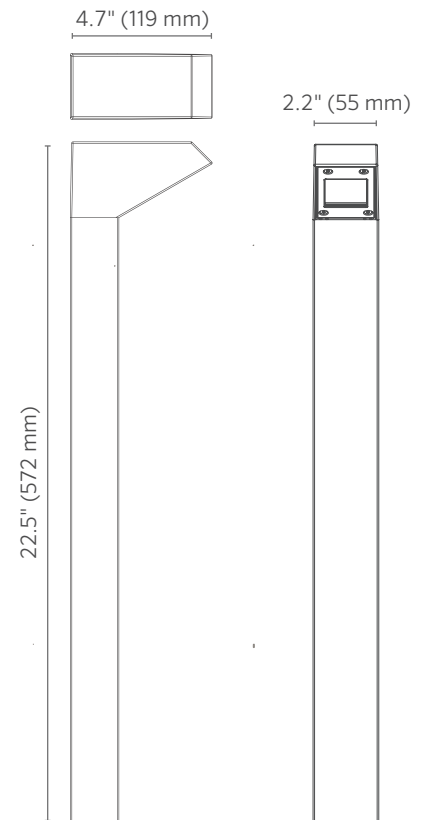
NOTES

## M-PK Path Light **DESIGNER PLUS**

Made with durable die-cast aluminum, the stylish M-PK path light adds elegance and sophistication to modern lighting installations.

### Quick Facts

- Tamper-resistant features
- Die-cast aluminum
- Two-layer marine-grade anodization and powder coat finish
- Cree® integrated LEDs
- Compatible with Luxor® technology
- Phase and PWM dimmable
- Input voltage: 10-15 V



# M-PK Path Light SPECIFICATIONS

Lamp	1 LED	3LED	ZDC
<b>Total Lumens*</b>	67	152	110
<b>Input Voltage</b>	10 to 15V	10 to 15V	11 to 15V
<b>Input Power (W)</b>	2.0	4.2	6.0
<b>VA Total</b>	2.4	4.5	7.2
<b>Lumens per Watt (Efficacy)</b>	34	36	18
<b>CRI (Ra)</b>	80+	80+	80+
<b>Max Candela</b>	60	143	74
<b>Dimming</b>	PWM, Phase	PWM, Phase	--
<b>RGBW Available</b>	No	No	Yes
<b>Luxor Compatibility</b>			
<b>Default</b>	Zoning	Zoning	--
<b>ZD Option</b>	Zoning/Dimming	Zoning/Dimming	--
<b>ZDC Option</b>	--	--	Zoning/Dimming /Color
<b>Minimum Rated Life (L90/B10)</b>	55,000 Hrs	55,000 Hrs	55,000 Hrs

\*Measured using the 3,900K CCT lens. Multipliers for other CCTs include 0.80 (2,700K), 0.65 (4,500K), and 0.65 (5,200K).

## FX Luminaire

FX Luminaire is an industry-leading manufacturer of landscape and architectural lighting products with a focus on the advancement of LED technology and digital lighting control with zoning, dimming, and color adjustment capabilities. We offer a full spectrum of specification-driven lighting fixtures that can be utilized to create elegant, cutting-edge landscape lighting systems for commercial or residential applications. Our products are available exclusively via our extensive professional distributor network.

## Materials

Die-cast A380 aluminum body with stainless steel hardware.

## Power

Input 10-15 VAC/VDC, 50/60 Hz. Remote transformer required (specify separately).

## Lamp

Integrated module with Cree LEDs. Gold-plated connectors and conformal coating for maximum reliability and corrosion resistance. Proprietary onboard intelligent driver uses firmware-controlled temperature regulation, maximizing LED life. Field upgradeable and replaceable, the LEDs are rated to 55,000 hrs. Maximum drive current: 1 A.

## Socket

Socket contains MoistureBlock™ technology, preventing moisture from wicking up into sealed areas of the fixture.

## Optics

Polycarbonate color temperature adjustment lenses included with luminaire: 2,700K (preinstalled), 3,900K (no lens), 4,500K, and 5,200K. Photometry is calculated using LM-79 method for SSL fixtures.

## Wiring

18 AWG (1 mm); SPT-1W; 220°F (105°C); 300V; 10' (3 m) length

## Housing

Die-cast A380 aluminum body with capacity for 1LED, 3LED, or ZDC integrated LEDs.

## Lens

UV-stabilized acrylic lens with shock resistance and high tolerance for thermal expansion and stress.

## Finish

Two-layer protection of sulfuric acid anodization and polyester TGIC powder coat, providing superior outdoor weathering in all conditions. Tested to ASTM standards.

## Weight

1.0 lb. (0.5 kg)

## Manufacturing

ISO 9001:2015 certified facility

## Hardware

Stainless steel machine screws. Ships with 30" (762 mm) length of 1" (25 mm) conduit for mounting.

## Ambient Operating Temperature

0°F to 122°F (-18°C to 50°C)

## Control

ZD or ZDC utilizes Luxor technology to zone fixtures in up to 250 groups, dim each group in 1% increments between 0 and 100%, or change to one of 30,000 colors with RGBW LEDs. Select the ZD option for zoning/dimming or ZDC for zoning/dimming/color. Standard fixture is zoneable with Luxor.

## Sustainability

Innovation meets conservation in the design and manufacturing of our products. Where we can, we use recycled materials while maintaining superior functionality. Our LED products provide high-quality light at optimal energy efficiency, lifespan, and durability.

## Installation Requirements

Designed for installation in the downward lighting direction only.

## International Compliance

Compliant per IEC 60598-1 and IEC 60598-2-7 by selecting "e" option in parts builder.

## Warranty

10-year limited warranty.

## Listings



3YJ8



# M-PK Path Light ORDERING INFORMATION

Fixture Size	Luxor Option	Lamp	Compliance	Finish	
M-PK*	[default] Zone	1LED 67 Lumens	[default] North America (UL Listed)	BZ Bronze	SB Sedona Brown
	ZD Zone/Dim	3LED 152 Lumens	e Int'l (CE Certified)	SV Silver	AL Almond
	ZDC Zone/Dim/Color	[default ZDC option] 110 Lumens		FB Black	WG White Gloss
				DG Desert Granite	FW Flat White
				WI Weathered Iron	

EXAMPLE FIXTURE CONFIGURATION:

M-PK-ZD-1LED-SV

\* Ships with 30" (762 mm) length of 1" (25 mm) conduit



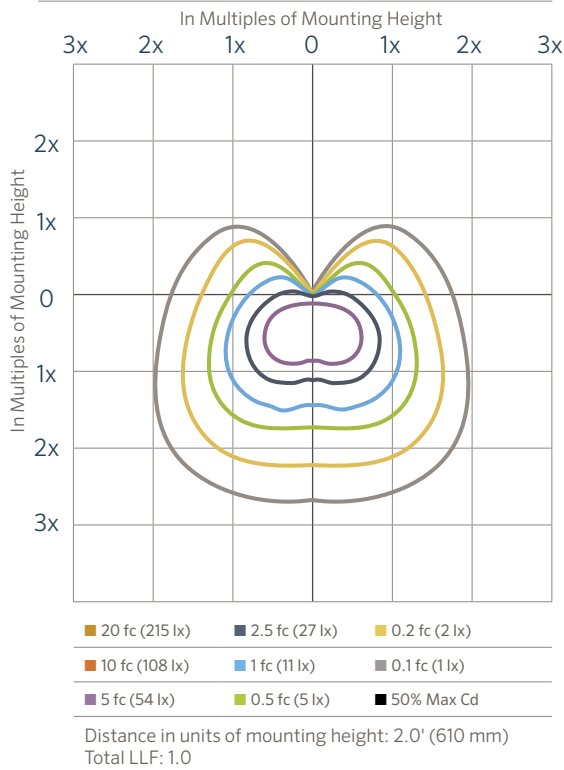
MOUNTING OPTIONS: Specify Separately

Mounts	Catalog No.	
M-PL DECK MOUNT 2.2" x 1.6" x 1.7" (55 mm x 41 mm x 51 mm)	M-PL-DM-XX**	

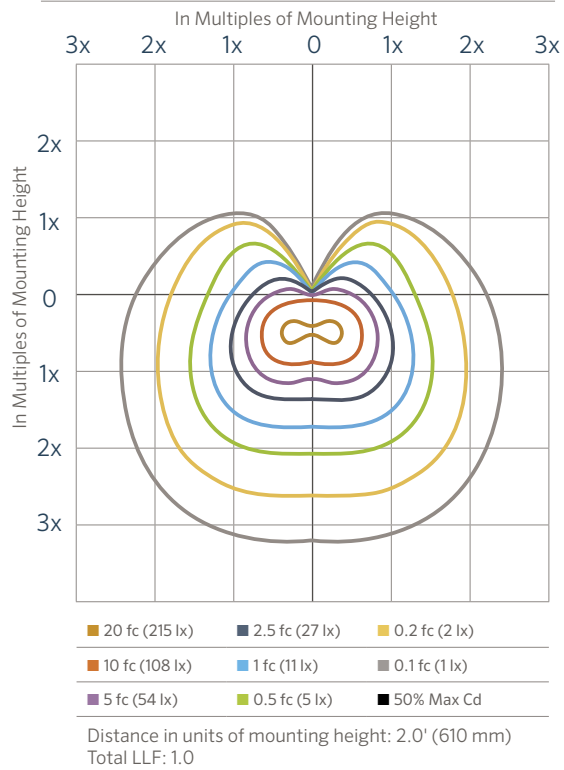
\*\*XX = Power coat color code

# M-PK Path Light PHOTOMETRICS

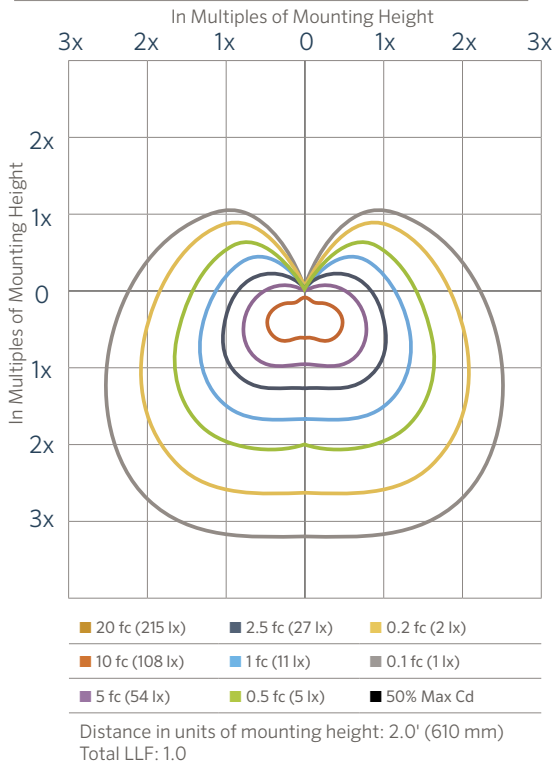
M-PK 1LED Isofootcandle Plot



M-PK 3LED Isofootcandle Plot



M-PK ZDC Isofootcandle Plot



Cree is a registered trademark of Cree Inc. MoistureBlock is a trademark of DSM&T Co. Inc.

© 2019 Hunter Industries Inc. Hunter, FX Luminaire, all related logos, and all other trademarks are property of Hunter Industries, registered in the U.S. and other countries.