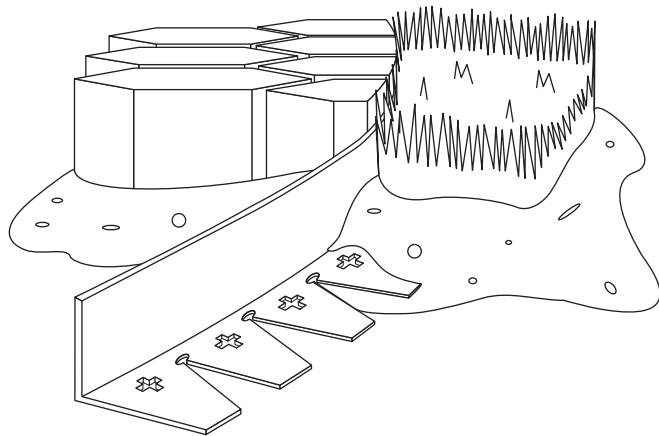
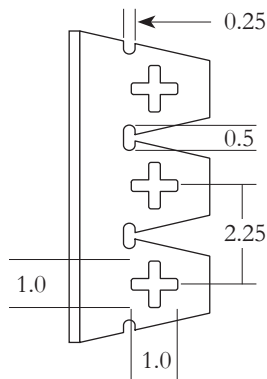


Product Diagram & Installation Details

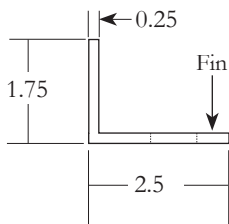


Edging Profile

(Top View)



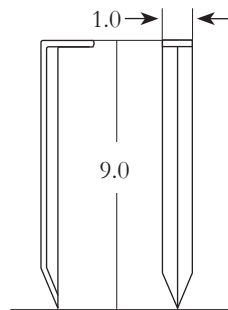
(Front View)



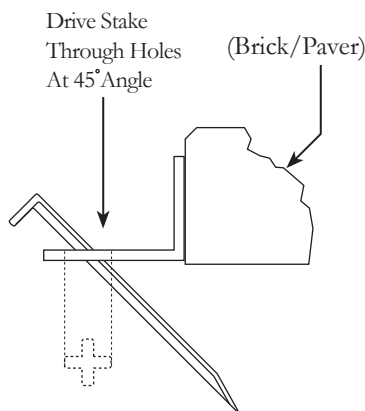
Accessories:



Stake Profile



Installation Detail



Product Specifications

Material: Medium density polyethylene with UV inhibitor

Weight: Shipped 6 lbs (approximate)

Height: Base x Height x Length
2.5" x 1.75" x 15'

Packaging: 10 - 15 Foot Strips (60 lbs per bundle)
8 - 9 Inch Steel Stakes per Strip (included)

Installation Instructions

Edging: Install bricks or pavers. Lay edging sidewall with snug against the bricks or pavers. Once in place against the bricks and paver secure them down with stakes.

Stake: Sink stake through the holes provided on the bottom fin every 2 feet at a 45 degree angle on the side opposite of the bricks or pavers (as it is illustrated in the installation detail). Sink stake through the bottom fin until the top of stake is flush with the bottom fin. Additional stakes are needed for tight curves and at the ends of the edging. Note: Do not install stakes on the same side or underneath bricks or pavers.

Guarantee: When installed according to our instructions, Valley View Industries provides a twenty year guarantee against cracking, fading, or decomposing.



Accessories: 4 Pack Anchoring Stakes - Bulk (AS4-B)
Bulk Anchoring Stakes (BAS)
Diamond-Lok Stakes - Bulk (DLS8-B)

Toll Free Distribution Network: 1-800-323-9369

☐ ☐ ☐ **Fax:** 1-800-323-3262