WILKINS®
a ZURN® company

Model AG
Air Gap Adaptor Fitting

SPECIFICATION SUBMITTAL SHEET

AG-4 thru AG-8

AG-9 & AG-10

AG-11 & AG-12

SIZES:

- ❑ 1/4" - 1/2"
- ❑ 3/4" - 1"
- ❑ 1-1/4" - 2"
- ❑ 2 1/2 - 6"
- ❑ 8" - 10"

MODEL: ❑ 375 ❑ 475 ❑ 975XL

APPLICATION

Designed for use with 1/4" thru 10" Model 975XL, 375, and 475 Reduced Pressure Principle Backflow Preventers on horizontal or vertical installations. Device is necessary when installing a drain line and can be mounted to the body. (Drain line can be any standard piping material.)

APPROVALS

ANSI/ASME A 112.1.2

MATERIALS

Body	Cast grey iron, epoxy painted
Body (AG-11, 12)	Nylon
Elbow	Cast grey iron, epoxy painted
Bolts	Steel, zinc plated

DIMENSIONS & WEIGHTS (do not include pkg.)

MODEL	DIMENSIONS (approximate)							WEIGHT	
	SIZES	FOR MODEL	A		B		C OUTLET PIPE SIZE		
			in.	mm	in.	mm		lbs.	kg
AG-8	1/4" - 1/2"	975XL	2 1/2	64	3 1/2	89	1" NPT	2	0.9
AG-4	3/4"-1"	975XL	3 1/4	83	5	127	1" NPT	2	0.9
AG-5	1 1/4" - 2"	975XL	4 1/2	114	8	203	2" NPT	3	1.4
AG-6	2 1/2" - 3"	475V	5 3/8	137	10	254	3" NPT	5	2.3
AG-6	2 1/2" - 6"	375, 475	5 3/8	137	10	254	3" NPT	5	2.3
AG-7	8" - 10"	375, 475	7	178	11	279	4" NPT	8	3.6
AG-9	4" - 6"	475V	5 3/8	137	14 1/2	368	3" NPT	9	4
AG-10	8" - 10"	475V	7	178	16 1/2	413	4" NPT	11	5
AG-11	1/2" - 1"	375	3 3/4	95	5 1/2	140	2" IPS Slip	1	0.5
AG-11V	1/2" - 1"	375 VERT.	-	-	-	-	2" IPS Slip	1	0.5
AG-12	1 1/4" - 2"	375	6 1/2	165	8	200	3" IPS Slip	1	0.5

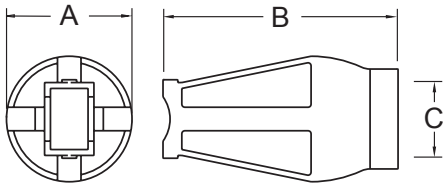

AG-4 THRU AG-8

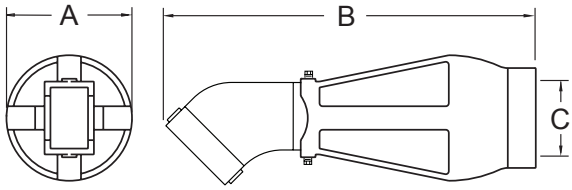

AG-9 & AG-10

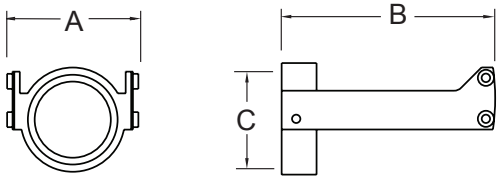

AG-11 & AG-12

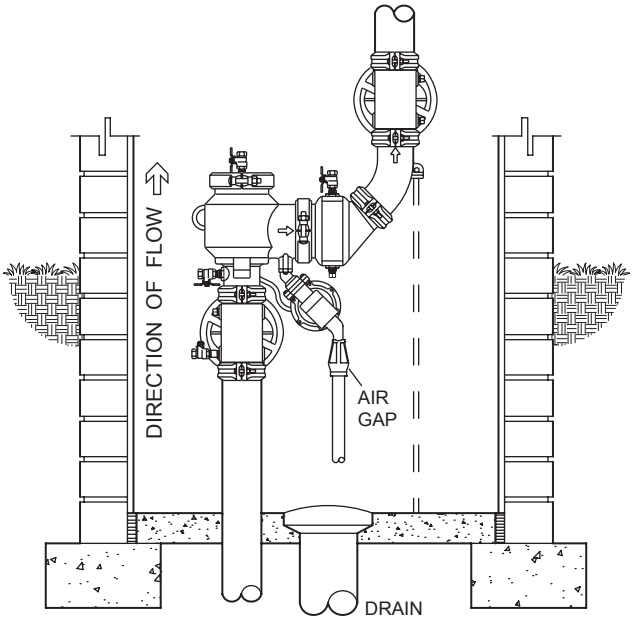

INDOOR INSTALLATION

TYPICAL INSTALLATION

Local codes shall govern installation requirements. To be installed in accordance with the manufacturers' instructions and the latest edition of the Uniform Plumbing Code.

WILKINS a Zurn company, 1747 Commerce Way, Paso Robles, CA 93446 Phone:**805/238-7100** Fax:**805/238-5766**
In Canada: ZURN INDUSTRIES LIMITED, 3544 Nashua Dr., Mississauga, Ontario L4V 1L2 Phone:**905/405-8272** Fax:**905/405-1292**
Product Support Help Line: 1-877-BACKFLOW **(1-877-222-5356)** • **Website: http://www.zurn.com**