

Ultra™ Pumps

Submersible fountain, waterfall and filter pump (available in flow rates from 400 to 2,000 GPH / 1,514 to 7,570 LPH)

Ultra™ Pumps are the complete solution for small ponds, fountains and water features. This all-in-one kit includes a three-way diverter valve and multi-size hose connection making it adaptable to almost any hose or tubing size. Ultra™ Pumps are ideal for supplying water to run fountains, water features, external filters and spitting ornaments.

- Extremely energy-efficient, saving hundreds of dollars over traditional water pumps
- Magnetically driven or "mag-drive" motor technology is simple and easy to maintain
- Durable prefilter cage design protects pump and reduces pump maintenance
- Oil-free design prevents pond contamination
- Provides years of trouble-free operation

400 GPH Ultra™ Pump (Unit Weight: 2.9 lbs.)
#91005 MSRP \$84.98

550 GPH Ultra™ Pump (Unit Weight: 3.3 lbs.)
#91006 MSRP \$104.98

800 GPH Ultra™ Pump (Unit Weight: 4.4 lbs.)
#91007 MSRP \$129.98

1100 GPH Ultra™ Pump (Unit Weight: 4.6 lbs.)
#91008 MSRP \$189.98

1500 GPH Ultra™ Pump (Unit Weight: 8.4 lbs.)
#91009 MSRP \$209.98

2000 GPH Ultra™ Pump (Unit Weight: 8.8 lbs.)
#91010 MSRP \$239.98

3-Year Limited Warranty



**VIDEO ON
 ULTRA™ PUMP**




Ultra™ Pump Fountain Head Kit

Add a new dimension to the Ultra™ Pump with the simple addition of the Ultra™ Pump Fountain Head Kit.

Comes complete with three fountain heads and diverter valve to adjust the fountain height, as well as allows for the diversion of water to an external filter or waterfall.

Small - for the Ultra™ 400, 550 & 800 Pump (Unit Weight: .7 lbs.)
#91045 MSRP \$16.98

Large - for the Ultra™ 1100, 1500 & 2000 Pump (Unit Weight: .7 lbs.)
#91046 MSRP \$21.98




Foaming Jet Fountain



Waterbell Fountain



Daisy Fountain





- ① Protective pump input strainer cover and sponge filter prevents debris from damaging pump, thereby reducing maintenance and prolonging pump life
- ② Included three-way splitter with valve and multi-hose adapter makes the pump simple to connect almost all hose sizes
- ③ "Mag-drive" motor technology makes this pump energy efficient and simple to maintain
- ④ The wide, flat base and rubber feet make the pump stable and reduce vibration

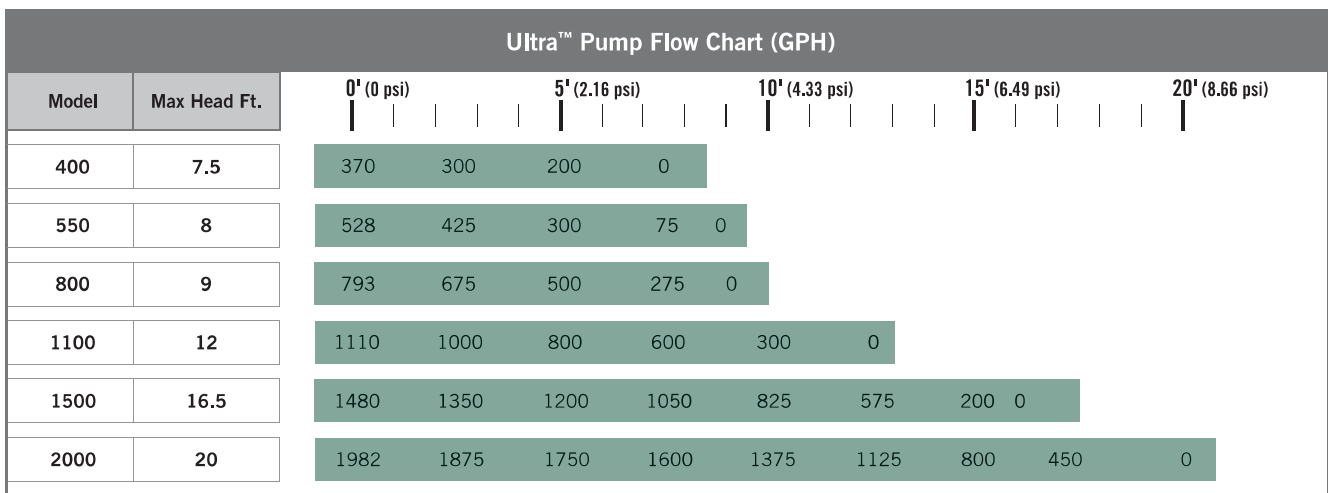
Fittings Included



The Aquascape Ultra™ Pump will provide years of trouble-free operation when properly maintained. If your Ultra™ Pump stops working try cleaning the protective input strainer and sponge. Another tip is to remove and clean the impeller and impeller housing with a mild acid-like white vinegar and toothbrush. This will remove any white scale build-up and allow the pump to run like new again. Note: replacement impeller kits are available.



Ultra™ Pump Specs						
Model	400	550	800	1100	1500	2000
Maximum Flow Rate (GPH)	370	528	793	1,110	1,480	1,982
Maximum Head Height	7.5'	8'	9'	12'	16.5'	20'
Motor Type	Mag-Drive	Mag-Drive	Mag-Drive	Mag-Drive	Mag-Drive	Mag-Drive
Wattage	24	33	58	92	153	250
Amperage	.40	.55	.80	.85	1.46	2.60
Power Cord Length	12'	12'	25'	25'	25'	25'
Discharge Hose Diameter	1/2", 3/4", 1", 1.25"	1/2", 3/4", 1", 1.25"	1/2", 3/4", 1", 1.25"	3/4", 1", 1.25"	3/4", 1", 1.25"	3/4", 1", 1.25"
Dimensions	5.5" L x 4" W x 3.5" H	6" L x 4" W x 4" H	6" L x 4" W x 4" H	9" L x 5" W x 6" H	9.5" L x 6" W x 7" H	9.5" L x 6" W x 7" H
Warranty	3-Year Limited	3-Year Limited	3-Year Limited	3-Year Limited	3-Year Limited	3-Year Limited



BEST Operating Zone