



HELPFUL HINTS

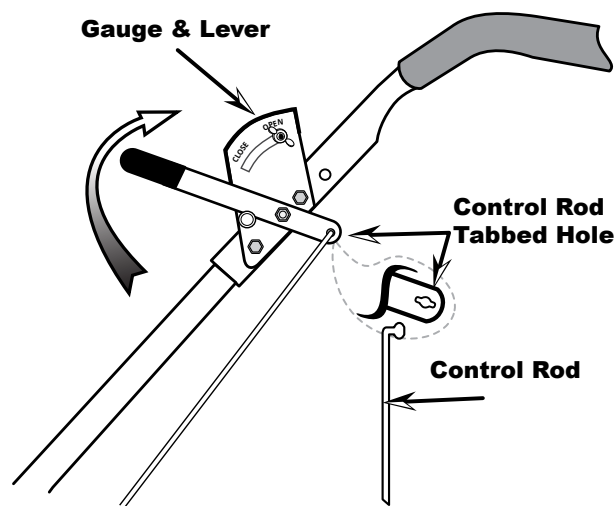
Your ice melt spreader is almost ready to use. Attaching the control rod and unfolding the handle will require a pair of pliers to insert pins to secure the control rod. **NOTE: The large opening is designed to allow ice melt to flow through spreader without the need for an agitator. This unit is not designed for fertilizer.**

- + Your spreader is designed to be pushed at three miles per hour, which is a brisk walking speed. Slower or faster speeds will change the spread patterns.
- + Prior to your first use, coat all metal parts (outside and inside of open ended tubing) with WD-40 or other spray lube to help prevent corrosion.
- + Clean your spreader thoroughly after each use. Wash with clean water and dry thoroughly and spray a light coating of oil on all metal parts (inside open end of tubing) to help prevent corrosion.
- + Gears are permanently lubricated at the factory. Do not open the gearbox or dirt may enter.

ASSEMBLY

1

Remove spreader from carton and pull handle into position shown at right. Tighten wingnuts to secure.



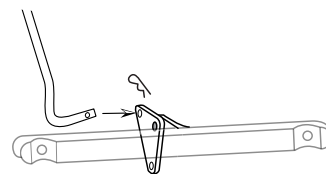
2

Install Control Rod into handle as shown above. **TIP:** Install the Control Rod using pliers to squeeze into Lever.

3

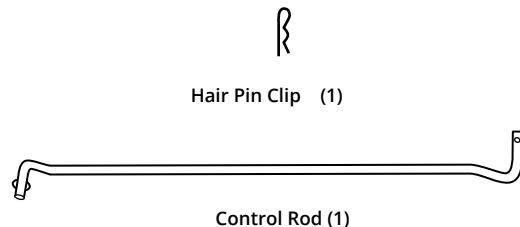
ROTATE FORWARD

Insert control rod into pivot at bottom of hopper and secure with hair pin clip.

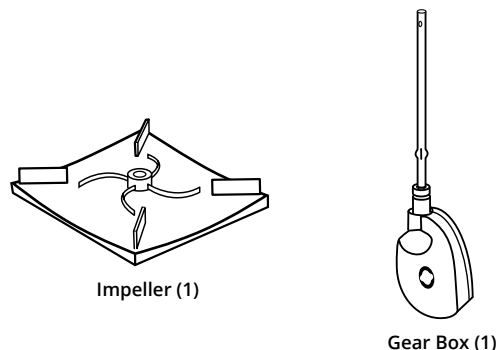


PARTS LIST

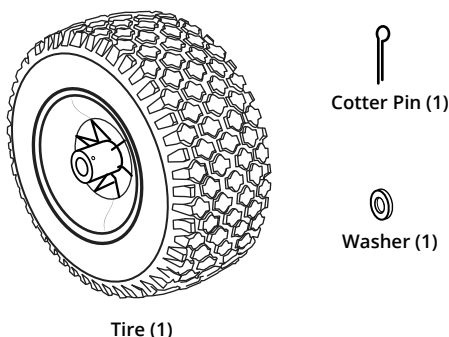
CONTROL ROD & CLIP - 79024



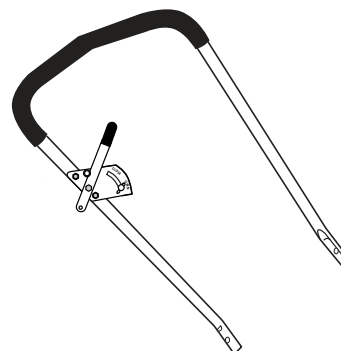
IMPELLER & GEAR BOX KIT - 79016



TIRE KIT - 79017



HANDLE & GAUGE - 79023



CUSTOMER SERVICE

574.848.7491 | SUPPORT@EARTHWAY.COM | WWW.EARTHWAY.COM

1-YEAR LIMITED WARRANTY

EarthWay Products, Inc. warrants this product free of defects in original workmanship and materials for a period of 1-Year to the end user with the original purchase receipt. If a manufacturing non-conformance is found, EarthWay Products, Inc. at its discretion will repair or replace the part(s) or product at no charge provided the failure is not the result of incorrect installation, mishandling, misuse, tampering, or normal wear and tear as determined by EarthWay. EarthWay at its discretion may require that the part(s) or product be returned along with the original purchase receipt for examination and compliance with the terms of this warranty. Do not return any product without first receiving authorization from EarthWay Products, Inc. To seek remedy under this warranty, contact EarthWay Products, Inc. at 574-848-7491, support@earthway.com or write to EarthWay Products, Inc. 1009 Maple Street, Bristol, IN 46507 and describe the nature of the manufacturing defect. SPECIFIC LIMITATIONS: This warranty covers only the part(s) or product; any labor charges associated with repair or replacement of non-conformances are specifically excluded. Due to the corrosive nature of most fertilizers and ice melt products, EarthWay Products, Inc. makes no warranty against and specifically excludes part(s) or product degradation or failure due to corrosion or its effects.