
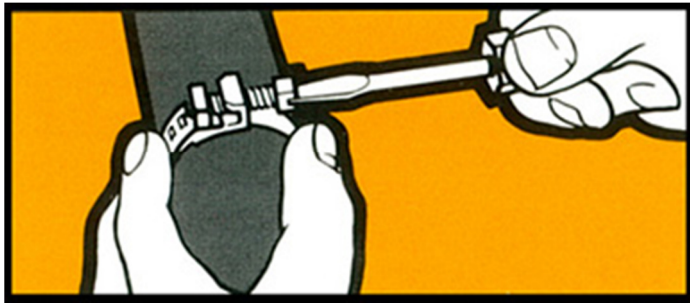


Strap Clamp Installation

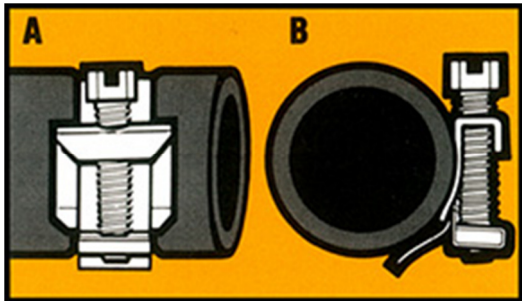
IDEAL® Lox-On Clamps have all 300 series high nickel stainless steel band, buckle and screw - for greated corrosion resistance.



Insert band thru buckle from underneath. Pull band snug about pipe and engage serration of band on inner lug.



Bend band at 90° from buckle and engage outer tooth with serration. Hold band down and tighten screw.



(A) Drawing illustrates Lox-On compression at only 20 in-lbs. tightening torque on 160 psi (high density) polyethylene pipe. This is half the torque generally applied to conventional worm drive clamps.

(B) Patented, offset buckle provides full circle seal. Lox-On conforms to the contour of the pipe.

NOTE: For application directly over galvanized steel we recommend the use of an intermediate layer of non-conductive material such as vinyl electrical tap - or contact IDEAL® for other recommendations.

Ø = No-Lead

♦ = CA Certified