



STAINLESS STEEL WATERWALL SPILLWAY KIT

Stainless Steel WaterWall Spillway Kit
Item #58080



Instructions

STEP 1

- Connect all plumbing (Ex. 1).

STEP 2




- Position the WaterWall Spillway over the AquaBasin® Medium and level (Ex. 2).

STEP 3

- Connect the plumbing to the included water pump (Ex. 3).

STEP 4

- Plug in the pump , adjust the flow, and enjoy (Ex. 4).



For more information about our company or products, please visit our website at aquascapeinc.com
or call us at US (866) 877-6637 or CAN (866) 766-3426