

Affirm™ WDG

FUNGICIDE

CONCENTRATED FORMULA WITH LOW USE RATES.

Affirm™ WDG is a concentrated, easy-to-mix water dispersible granule formulation that delivers excellent disease control.

COMPETITIVE ADVANTAGES





POWERFUL DISEASE PROTECTION

- Broad spectrum turf disease control
- Provides excellent protection through foliar and translaminar systemic activity
- Effective resistance management tool
- Tank-mix compatible with most commonly used pesticides
- Convenient packaging

AT-A-GLANCE INFO

EPA REG. NO.	68173-3-1001
ACTIVE INGR.	polyoxin D zinc salt (11.3%)
FORMULATION	water-dispersible granules
CHEM. FAMILY	polyoxins
FRAC NO.	19
REI	4 hours
PACKAGE SIZE	4 x 0.5 lb resealable bag, 3 x 2.4 lb resealable bag
APPLICATION	spray, drench

Cleary Chemical, LLC is a wholly owned subsidiary of Nufarm.

-  RESIDENTIAL
-  COMMERCIAL
-  LANDSCAPE ORNAMENTALS
-  GOLF TURF

MORE PRODUCTS EXCLUSIVELY FROM NUFARM



CONCENTRATED FORMULA WITH LOW USE RATES.

KEY USES

Cool- and warm-season turfgrass
Ornamentals
Turf; golf courses, sod, residential
lawns, commercial and
institutional grounds

KEY DISEASES CONTROLLED

(See product label for complete list)

Brown patch
Fairy ring
Foliar and basal anthracnose
Gray snow mold
Large patch
Leaf spot/Melting out
Pink snow mold
Red thread
Rhizoctonia
Waitea patch
Yellow patch
Zoysia patch

USE SUMMARY

Repeat treatment on a 7-14 day schedule where environmental conditions are conducive to development of diseases. Consult your local extension agent or local recommendations for information relating to proper timing for control of these diseases.

When symptoms are present, best control will be achieved by using a shorter interval.

For best results apply after mowing.

Apply to obtain thorough plant coverage in a minimum of 66 gal water/A.

See label for complete directions for use.

MIXING INSTRUCTIONS

Fill spray tank with water to 1/2 of the intended final volume.

Start spray tank agitation.

Add the appropriate amount of product to the tank according to the rates in the following tables. Follow the directions above for mixing other products in the spray tank.

Agitate to ensure thorough mixing while adding the remaining required water.

DO NOT allow the spray mixture to stand without agitation.

Mix only the amount of spray solution needed to treat the desired area.

See label for complete application rates.

