


TURFACE ATHLETICS™



Turface® Mound Clays and MoundMaster® Blocks

UNMATCHED WEAR RESISTANCE • EASY TO USE RIGHT OUT OF THE BAG

The Foundation to a Better Infield



TURFACE® PROFESSIONAL MOUND CLAY®

Finely shredded, 100% pure virgin, high-quality clay composition, available in either red or gray.

- Ready for use right out of the bag
- Great for shaping the mound and for routine mound maintenance and home plate areas
- Pliable composition makes it easy to mold into just the right form to achieve specific results

TURFACE® MOUNDMASTER® BLOCKS

These pre-compressed blocks have a high density for increased durability, yet are pliable, and are ready for use right out of the bag.

- 100% pure virgin clay delivers professional, long-lasting performance
- Sized right for building batter's and catcher's boxes and mounds from the ground up
- 8-block sets are packaged in water tight bags to retain proper moisture, and are available in red or gray

CREATING A SOLID FOUNDATION.

PITCHER'S MOUND. BATTER'S BOX. CATCHER'S BOX. BULLPENS.

No areas around the diamond or in the bullpen receive more wear and tear than pitcher's mounds, batter's boxes and catcher's boxes. It is crucial these areas be properly maintained to assure on-the-field safety and playability, pitch after pitch. Whether it is new construction, a renovation or post-game maintenance, more groundskeepers, volunteer

coaches and parents rely on the lasting performance and durability provided by Turface Professional Mound Clays and MoundMaster Blocks. The reason: the right foundation under foot gives athletes at every level of play the confidence to compete to the best of their abilities. And that foundation begins with the best clays in the industry.

PROFESSIONAL MOUND CLAY RED



100% virgin clay of high density for added durability, and possesses a high level of plasticity, meaning it molds together easily. Ready for use right out of the bag, this clay, either shredded or molded into blocks, has been widely used for its pliability, ease of installation and lasting performance.

PROFESSIONAL MOUND CLAY – GUMBO



100% virgin gumbo clay of high density effectively resists constant wear, and possesses a high level of tackiness to enhance its bonding strength. Ready for use right out of the bag, this finely shredded or block clay has been used to bind components together to form a solid and playable surface on which to compete.



TURFACE MOUND & PLATE ALL-PURPOSE CLAY

Turface Mound & Plate All-Purpose Clay is a sand/clay mixture that is an affordable alternative packing clay. The material is easy to use and is also an excellent additive to soft, sandy areas of the infield to firm them up for safer footing and consistent ball hops. Turface Mound & Plate All-Purpose Clay outperforms other products in its class.

Perfectly Sized for Building the Mound and Boxes from the Ground Up

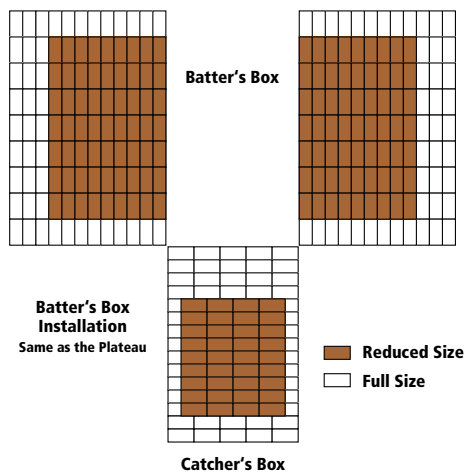
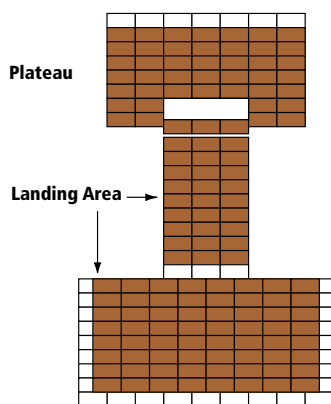
Regardless of the level of play, Turface® MoundMaster® Blocks can help you create solid foundations that result in safer, more playable conditions for those on the mound or at the plate. Here are diagrams that can help.

Pitcher's Mound

	FULL SIZE	REDUCED SIZE
Plateau	53 blocks	46 blocks
Landing Area	111 blocks	91 blocks
TOTAL	164 blocks	137 blocks

Batter's Box

	FULL SIZE	REDUCED SIZE
Batter's Box (total)	216 blocks	126 blocks
Catcher's Box	75 blocks	36 blocks
TOTAL	291 blocks	162 blocks



Turface® Professional Mound Clays for Infield Maintenance

Making routine repairs after a ball game can take as little as 10 minutes using the most pliable, easy-to-use clay in the industry—and the result is a professionally maintained and safe playing surface.



Improvement with Just 8 Blocks!

A package of 8 MoundMaster Blocks, placed on their side, can make a difference in the area in front of the rubber.

1. Remove all old clay material
2. Replace with MoundMaster blocks
3. Tamp to proper level; topdress with Turface infield conditioner



Repairing Holes on Mound or Plate

1. Remove loose material down to the clay layer. Wet and lightly scarify the surface.
2. Fill hole with Professional Mound Clay, and tamp. Use a tool smaller than the hole.
3. Add more clay and use your tamper to level the surface. Cover with infield mix.

For more infield maintenance tips, videos and product information visit turface.com.

OTHER TURFACE PRODUCTS
Keep your field in top playing condition.



PRO LEAGUE® INFIELD CONDITIONERS

Turface® Pro League® with its smaller, uniform and porous particles, creates a consistent infield surface, while effectively managing moisture. With color choices to enhance aesthetics, the game's #1 conditioner gives you every advantage to bring home a safer, more playable field.



Pro League® Champion Brown™



Pro League Heritage Red™



Pro League® Red



Pro League® Natural



Turface® MVP®
Its larger particle size is excellent for incorporating into infield mix and topdressing.

EDUCATIONAL RESOURCES FROM TURFACE ATHLETICS™

KEEP YOUR FIELD IN TOP PLAYING CONDITION



Whether you're a professional groundskeeper, a volunteer coach, or parent, you can find a wealth of information, including instructional videos, field schematics and industry links online: turface.com/education. There are also listings for upcoming events and industry shows you can attend to get advice from top field maintenance personnel.



Renovating Batter's/Catcher's Boxes
2:54



Improving Pitcher's Mound Footing
2:20



Mound Hole Repairs with Clay Blocks
1:17



Selecting the Right Mound Clay
1:55



Mound Repair with Bagged Clay
2:14



This educational initiative creates opportunities to team up with groundskeepers, coaches and parents at field days across the country. Practical tips and hands-on instruction is provided to demonstrate the best ways to manage and maintain sports fields.



Follow Turface Athletics on Facebook
for the latest news and updates.



Solutions for your Environment™

PROFILE Products LLC • 750 Lake Cook Road, Suite 440 • Buffalo Grove, IL 60089

Phone: (800) 207-6457 • Fax: (847) 215-0577

www.turface.com