



DURA-EDGE



MOUND BLOCKS FOR MOUNDS AND HOME PLATE

The patented wedge-shaped design means 10° IS EVERYTHING.

Most clay bricks have rectangular sides, but not ProLoc. The overlapping seams from our patented wedge-shaped blocks allows them to easily meld together. The downward pressure from tamping or rolling turns them into a solid clay sheet, making them perfect for renovation or construction projects around your mound, batter's box and catcher's box.

- Made from DuraPitch Premium Mound Clay
- 40% or more clay content
- Premoistened, unfired clay blocks
- Extruded under pressure for maximum compaction
- Patented 10° wedge-shaped design (patent #10,676,876)
- Promotes better adhesion between blocks compared to the competition
- Use DuraPitch Premium Mound Clay to repair wear that may occur on the blocks

FIELD APPLICATIONS

- ✓ Pitcher's Mound
- ✓ Batter's Box
- ✓ Catcher's Box

FIELD TYPE


- ✓ Low (infrequent) maintenance ballfields
Youth ballfields (12 & under);
- ✓ Med-High maintenance ballfields
Adult ballfields (13 & up)

Major League and Minor League Baseball trademarks and copyrights are used with permission of Major League Baseball. Visit MLB.com and MiLB.com.

DURA-EDGE



OFFICIAL INFIELD PLAYING SURFACE OF MINOR LEAGUE BASEBALL



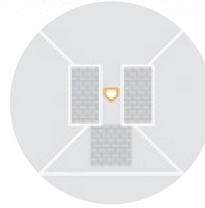
PROLOC MOUND BLOCKS FORTIFICATION

► YOUTH BASEBALL (12 & up) 6" Mound & Batter's Box

Approximate volume of DuraEdge Premium Clay



	Area	2.5"D	4"D
Table	5 sq ft	23 blocks	X blocks
Front Slope	19 sq ft	86 blocks	X blocks
Optional Wings	12 sq ft	54 blocks	X blocks
Total Area	36 sq ft	163 blocks	XX blocks



	Area	2.5"D	4"D
Batter's Boxes (2)	36 sq ft	162 blocks	260 blocks
Catcher's Box	25 sq ft	113 blocks	180 blocks
Total Area	61 sq ft	275 blocks	440 blocks

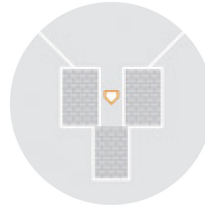
(each batter's box 6' x 3', catcher's box 5' x 5')

► ADULT BASEBALL (13 & up) 10" Mound & Batter's Box

Approximate volume of DuraPitch Premium Mound Clay



	Area	2.5"D	4"D
Table	15 sq ft	68 blocks	110 blocks
Front Slope	62.5 sq ft	282 blocks	450 blocks
Total Area	77.5 sq ft	350 blocks	560 blocks

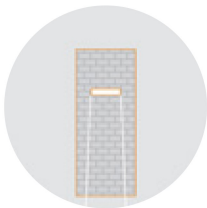


	Area	2.5"D	4"D
Batter's Boxes (2)	48 sq ft	216 blocks	346 blocks
Catcher's Box	30 sq ft	135 blocks	216 blocks
Total Area	78 sq ft	451 blocks	562 blocks

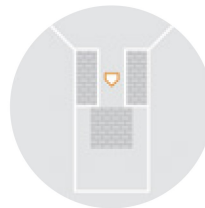
(each batter's box 6' x 4', catcher's box 5' x 6')

► SOFTBALL (13 & up) Pitcher's Circle & Batter's Box

Approximate volume of DuraPitch Premium Mound Clay




	Area	2.5"D	4"D
Total Area	40 sq ft	180 blocks	288 blocks



	Area	2.5"D	4"D
Batter's Boxes (2)	42 sq ft	189 blocks	303 blocks
Catcher's Box	36 sq ft	162 blocks	260 blocks
Total Area	78 sq ft	351 blocks	563 blocks

(each batter's box 7' x 3', catcher's box 6' x 6')



Reference the mound building how-tos in our new
Ballfield Design & Dimensions Guide
DuraEdge.com/guide

Major League and Minor League Baseball trademarks and copyrights are used with permission of Major League Baseball. Visit MLB.com and MiLB.com.