


2-07M BRASS & 07M 304SS SERIES CONSTANT PRESSURE MANIFOLDS

Boshart's constant pressure manifolds provide faster installation of constant pressure pump water systems. Constant pressure manifolds are compact, multi-port fittings which impart a clean looking installation, reducing the number of potential leak points. The multi-port fitting is designed to connect an in-line, pre-charged pressure tank to the water system. The dual MPTxFPT line connections on both ends allows for more installation options. The tank and pressure transducer ports are interchangeable to allow for left or right transducer installation options. The transducer is simply bushed down to the applicable transducer connection size. A 1/4" FPT pressure gauge port faces forward for the installation of a 1/4" MPT CBM pressure gauge.



FEATURES:


- Designed to accept Flexcon Flow-Thru tanks
- Heavy duty castings available in NL Brass and 304SS
- Easily mounted to the wall using 07M-125 (1-1/4") or 07M-200-MB (2") mounting brackets


SPECIFICATIONS:

- Maximum operating temperature: 100 °F (37.7 °C)
- Maximum pressure rating: 200 PSI

CERTIFICATION:

- NSF/ANSI Standard 372 Certified

304 Stainless Steel	Part No.	Tank & Transducer Port Connections	Inlet & Outlet Connections	Drain Port & Relief Valve Connections	Unit Weight	Carton	Master
	07M-125SS	(2) 1" FPT	Dual 1-1/4" MPT or 1" FPT	(2) 3/4" FPT	2.32 lbs	6	24
	07M-200SS	(2) 1" FPT	Dual 2" MPT or 1-1/2" FPT	(2) 3/4" FPT	4.52 lbs	3	12

89550 NL Brass	Part No.	Tank & Transducer Port Connections	Inlet & Outlet Connections	Drain Port & Relief Valve Connections	Unit Weight	Carton	Master
	2-07M-125NL	(2) 3/4" FPT	Dual 1-1/4" MPT or 1" FPT	(2) 3/4" FPT	2.92 lbs	16	-
	2-07M-125-10NL	(2) 1" FPT	Dual 1-1/4" MPT or 1" FPT	(2) 3/4" FPT	2.89 lbs	16	-

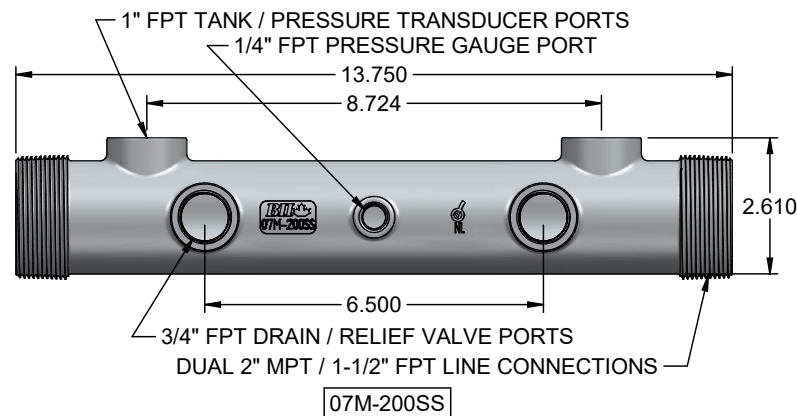
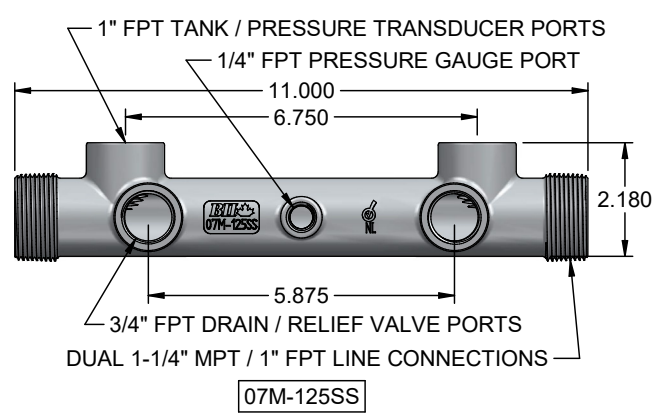
BOSHART
INDUSTRIES

25 Whaley Avenue, PO Box 310, Milverton, ON CANADA N0K 1M0
Tel: 800-561-3164

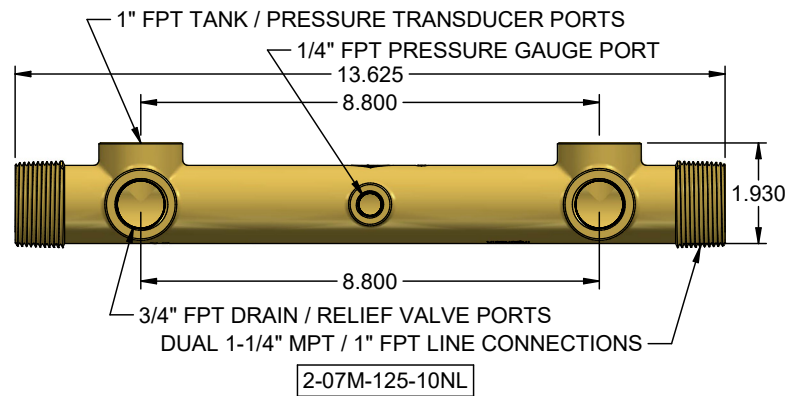
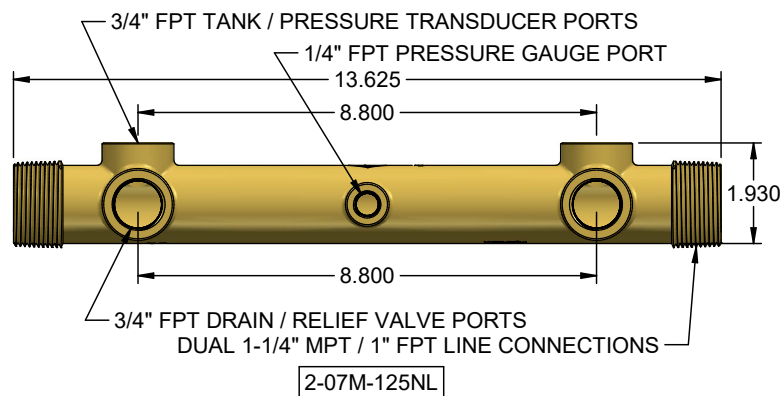
boshart.com ♦ blog.boshart.com

MANIFOLD DIMENSIONS:

304 STAINLESS STEEL:



89550 NL BRASS:



BOSHART
INDUSTRIES

25 Whaley Avenue, PO Box 310, Milverton, ON CANADA N0K 1M0
Tel: 800-561-3164

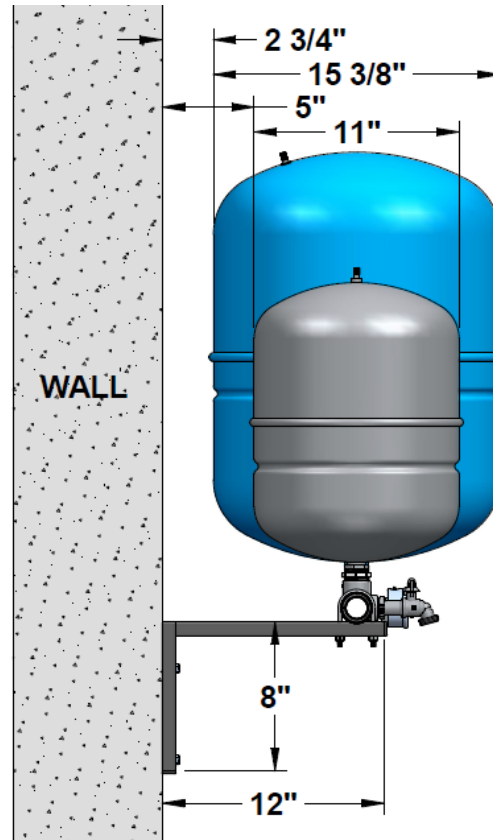
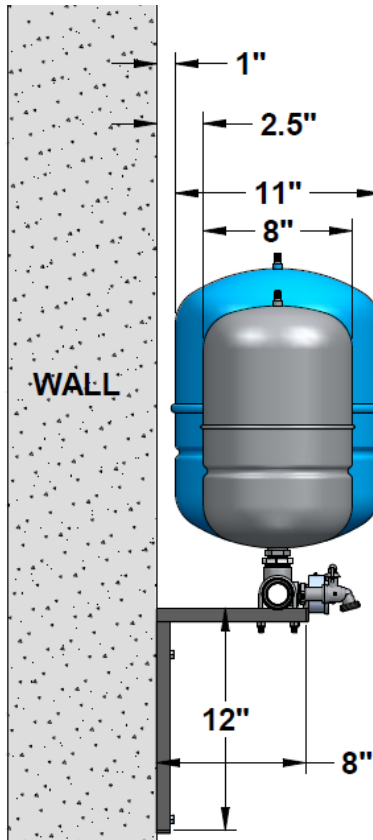
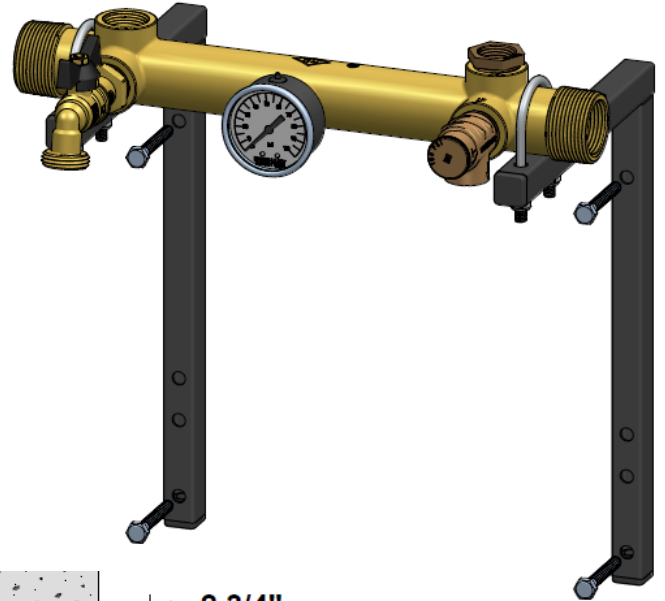
boshart.com ♦ blog.boshart.com

© 2020 Boshart Industries Inc. All Rights Reserved.

BII-2-07M-0723(1311)
BII-07M-0723(1717)

MANIFOLD BRACKETS:

Two manifold brackets are available, 07M-125-MB for 1-1/4" manifolds and 07M-200MB for 2" manifolds. Both bracket models can be installed in two orientations depending on the tank diameter. They can be installed with the short or long leg of the bracket protruding out from the wall. This allows for flexibility in the clearance between the tank and the wall. Installing the long leg of the bracket out from the wall allows for tanks with an outside diameter of up to 20.9" on 1-1/4" manifolds and 19.9" for 2" manifolds to be installed.




BOSHART
INDUSTRIES

25 Whaley Avenue, PO Box 310, Milverton, ON CANADA N0K 1M0
Tel: 800-561-3164

boshart.com ♦ blog.boshart.com

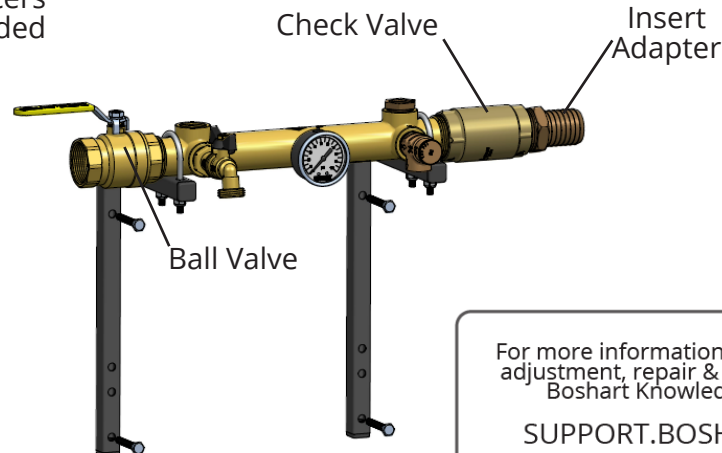
MANIFOLD PACKAGES:

A variety of constant pressure manifold packages are available which come with a wide range of components and sizes to fit any application. Refer to the table below. Manifold packages are NSF/ANSI Standard 372 certified.



Part No.	Package Includes	
Brass Manifold Packages		
TFP-2M125MBNL	Manifold: 07M-125NL Manifold Bracket: 07M-125-MB Pressure Gauge: PGCBM-1-100-GNL	Relief Valve: RVNB07-100NL Hose Bibb: 0852-07NL Bushing: NLBRB-0705
TFP-2M125NL	Manifold: 07M-125NL Pressure Gauge: PGCBM-1-100-GNL Relief Valve: RVNB07-100NL	Hose Bibb: 0852-07NL Bushing: NLBRB-0705
304SS Manifold Packages		
TFP-07M125SS	Manifold: 07M-125SS Pressure Gauge: PGSCBM-100-G Relief Valve: SSRVN07-100	Hose Bibb: SSHB52-07 Bushing: 439-130, 439-131
TFP-07M125SS-01	Manifold: 07M-125SS Pressure Gauge: PGSCBM-100-G Relief Valve: SSRVN07-100	Hose Bibb: SSHB52-07 Bushing: SS304B-1005, SS304B-1007 Tape: TT260-SS
TFP-07M125SS-MB	Manifold: 07M-125SS Manifold Bracket: 07M-125-MB Pressure Gauge: PGSCBM-100-G	Relief Valve: SSRVN07-100 Hose Bibb: SSHB52-07 Bushing: 439-130, 439-131
TFP-07M125SSMB-01	Manifold: 07M-125SS Manifold Bracket: 07M-125-MB Pressure Gauge: PGSCBM-100-G Relief Valve: SSRVN07-100	Hose Bibb: SSHB52-07 Bushing: SS304B-1005, SS304B-1007 Tape: TT260-SS
TFP-07M200SS-MB	Manifold: 07M-200SS Manifold Bracket: 07M-200-MB Pressure Gauge: PGSCBM-100-G	Relief Valve: SSRVN07-100 Hose Bibb: SSHB52-07 Bushing: 439-130, 439-131

*All components contained in the various manifold fitting packages can be purchased separately, including the mounting brackets.



*Additional packages which are not shown may be available. They may include additional components such as ball & check valves, or insert adapters. Custom packages can be made subject to MOQ requirements. Call your customer service representative for more information.

For more information on installation, adjustment, repair & operation, visit Boshart Knowledge Base at

[SUPPORT.BOSHART.COM](https://support.boshart.com)



BOSHART

INDUSTRIES

25 Whaley Avenue, PO Box 310, Milverton, ON CANADA N0K 1M0
Tel: 800-561-3164

boshart.com ♦ blog.boshart.com