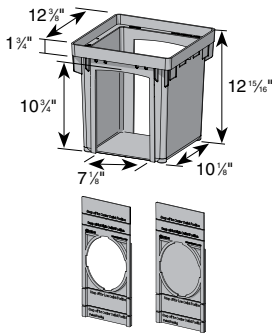


# CATCH BASINS

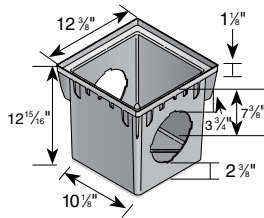
## 12" Catch Basin Series



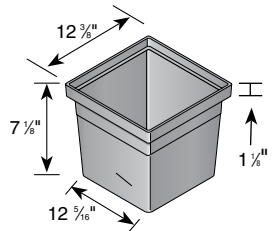
| Part No.   | Description            | Color                    | Pkg. Qty. | Wt. Ea. (lbs.) | Product Class | Specifications  |
|--|------------------------|--------------------------|-----------|----------------|---------------|---|
| 1200FF   | 12" Catch Basin Filter | Blue Frame/<br>Black Bag | 8         | 0.10           | 10ND          | Polypropylene Frame<br>Fabric is non-woven<br>geotextile 956 PM/SF. |
| Compatible with these basins: 1200, 1200NGB, 1203, 1204, 1216, 1217, 1225 NDS Catch Basins & Kits. |                        |                          |           |                |               |   |



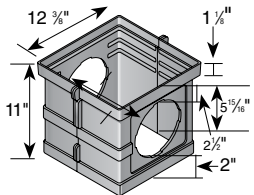
| Part No.   | Description                          | Color | Pkg. Qty. | Wt. Ea. (lbs.) | Product Class | Specifications   |
|--|--------------------------------------|-------|-----------|----------------|---------------|--|
| 1200NGBKIT   | 12" x 12" Catch Basin, 2 Open Slides | Black | 4         | 4.65           | 10ND          | Adjustable Outlet Catch Basin. Sides adjust to 3 different outlet elevations. Polypropylene basin and styrene sides. |
| 1200NGB  | 12" x 12" Catch Basin                | Black | 4         | 3.45           | 10ND          |  |
| 1207   | Open Slide for 1200NGB               | Black | 8         | 0.60           | 10ND          |  |
| 1208   | Plug Slide for 1200NGB               | Black | 8         | 0.76           | 10ND          |  |
| Compatible with 12" x 12" Catch Basins, Risers, Low-Profile Adapters and Kits. |                                      |       |           |                |               |  |



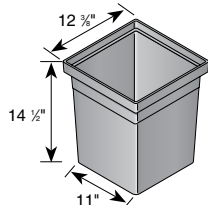
| Part No.  | Description                               | Color       | Pkg. Qty. | Wt. Ea. (lbs.) | Product Class | Specifications   |
|---|---|-------------|-----------|----------------|---------------|--|
| 1200BLKIT   | 12" x 12" Catch Basin, 2 Open Sides       | Black Grate | 4         | 7.59           | 10ND          | 12" x 12" Tapered Catch Basin. Polypropylene.                    |
| 1200GRKIT   | 12" x 12" Catch Basin, 2 Open Sides       | Green Grate | 4         | 7.59           | 10ND          |  |
| 1200KITDISP   | 12" x 12" Catch Basin, 2 Open Sides       | Black Grate | 8         | 7.59           | 10ND          | Kits include 2-opening Catch Basin, Grate, 2 Outlets and 1 Plug. |
| 1200DGBLKITWH   | 12" Basin with Wave Decorative Grate      | Black Grate | 4         | 7.59           | 10ND          |  |
| 1200DGGKITWH  | 12" Basin with Botanical Decorative Grate | Green Grate | 4         | 7.59           | 10ND          | DISP includes display box.                                       |
| 1200  | 12" x 12" Catch Basin, 2 Openings         | Black       | 4         | 4.25           | 10ND          |  |
| 1203  | 12" x 12" Catch Basin, 3 Openings         | Black       | 4         | 3.75           | 10ND          |  |
| 1204  | 12" x 12" Catch Basin, 4 Openings         | Black       | 4         | 3.75           | 10ND          |  |
| Requires either #1206, #1242, #1243, #1245, #1266 or #1889 Universal Outlet to connect pipe to basin (see page 33). Bottom cutout can be removed. |   |             |           |                |               |  |



| Part No.   | Description                 | Color | Pkg. Qty. | Wt. Ea. (lbs.) | Product Class | Specifications                         |
|--|-----------------------------|-------|-----------|----------------|---------------|--|
| 1216   | 12" x 12" Catch Basin Riser | Black | 8         | 2.75           | 10ND          | 6" Riser for 12" Catch Basin. Styrene. |
| Use with 12" x 12" Catch Basin Series.<br>Stacks on top of 12" catch basins to add up to 6" to top of basin. Can be cut to size. |                             |       |           |                |               |  |



| Part No.  | Description                     | Color | Pkg. Qty. | Wt. Ea. (lbs.) | Product Class | Specifications                        |
|---|---------------------------------|-------|-----------|----------------|---------------|---------------------------------------|
| 1217  | 12" x 12" Riser with 2 Openings | Black | 4         | 4.00           | 10ND          | 12" Riser with Two Openings. Styrene. |
| Nests on top of 12" Catch Basin Series for shallow outlets and 12" Sump Box for more sump area. Requires either #1206, #1242, #1243, #1245, #1266 or #1889 Universal Outlet to connect pipe to riser. |                                 |       |           |                |               |                                       |



| Part No.   | Description        | Color | Pkg. Qty. | Wt. Ea. (lbs.) | Product Class | Specifications                   |
|--|--------------------|-------|-----------|----------------|---------------|----------------------------------|
| 1225   | 12" x 12" Sump Box | Black | 4         | 6.75           | 10ND          | One-piece 12" Sump Box. Styrene. |
| Use with 12" x 12" Grate or #1220 Valve Box Cover. |                    |       |           |                |               |                                  |

DRAINAGE