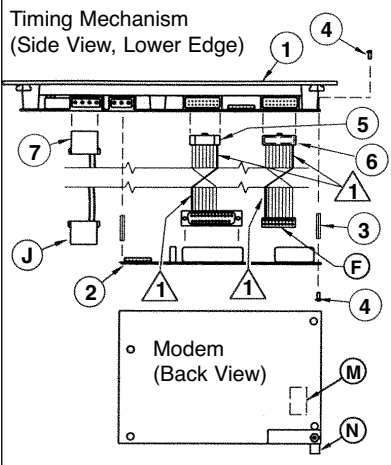
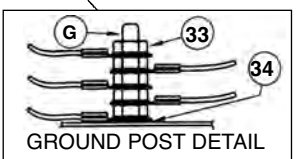
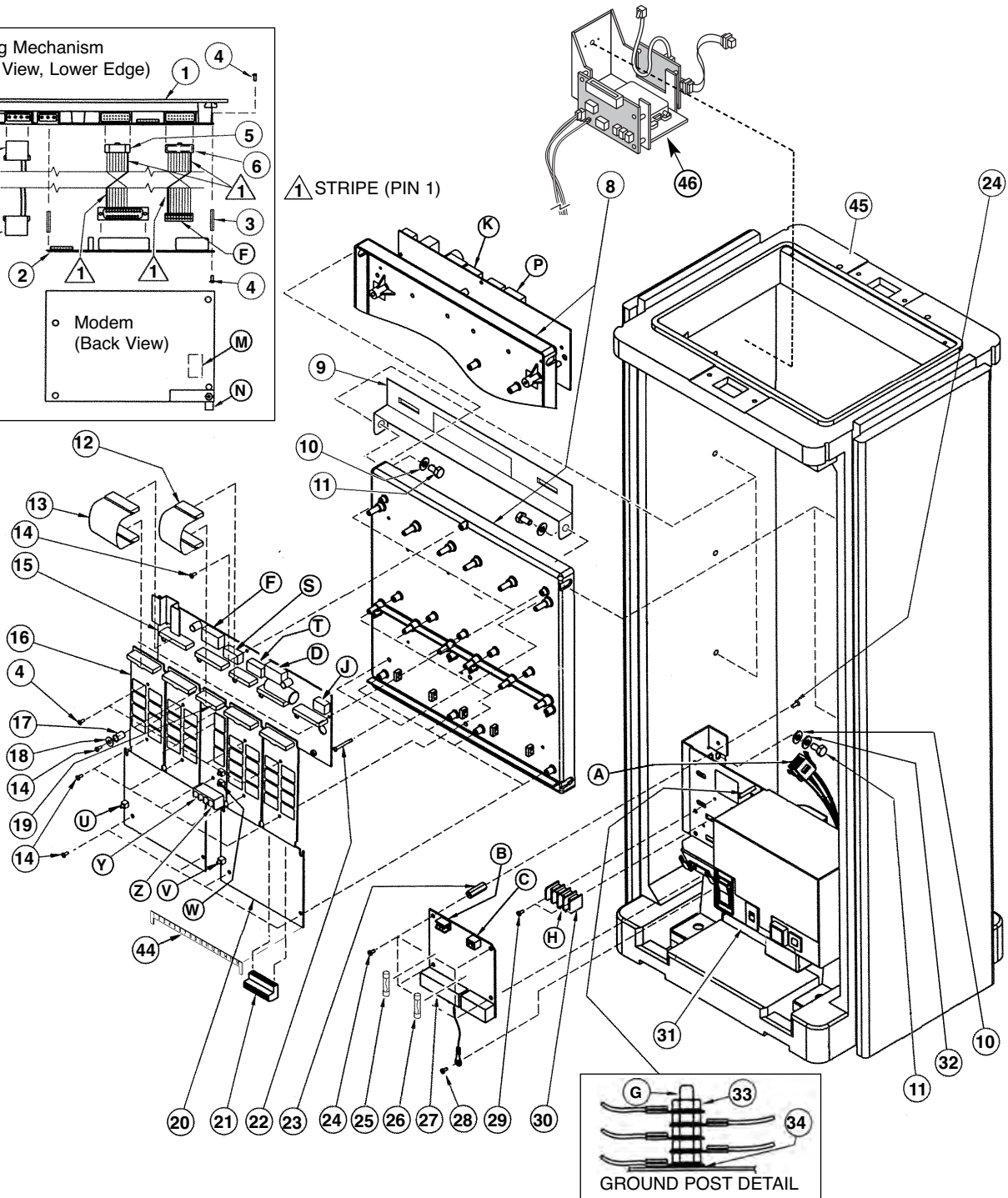


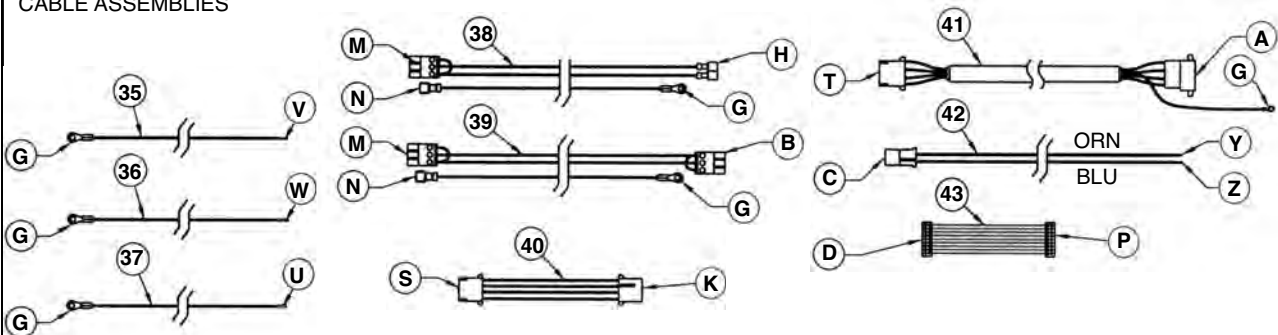
Network LTC Plus Satellite



▲ STRIPE (PIN 1)



CABLE ASSEMBLIES



Item No.	Part No.	Description	Quantity Per Assy.
1	-----	Timing Mechanism Assy. (See Service Item 102-0794)	1
2	-----	Modem, Standard (See Service Item 89-9026)	1
3	-----	Standoff, Hex 1/4" x 1.5"	4
4	1-3078	Screw, Machine, #6-32 x 1/4"	4
5	89-9043	Cable Assy., Ribbon, Timing Mechanism to Modem	1
6	89-9042	Cable Assy., Ribbon, Timing Mechanism to Distribution Board	1
7	89-9041	Cable Assy., 2-Wire, Timing Mechanism Power	1
8	89-9027	Frame, Black Plastic Assy. (Includes Item 22)	2
9	-----	Bracket, Reinforce (Plastic Cabinet Models Only)	1
10	360-0140	Flat Washer, 1/4", SST	4
11	360-0595	Screw, Machine, 1/4-20 x 1/2", SST	8
12	102-0803	Cable Assy., Ribbon, 12-Pin (Pump/Common to Distribution)	1
13	102-0802	Cable Assy., Ribbon, 16-Pin (8-Station Output to Distribution)	4
14	363-1355	Screw, Tap, #6	**
15	-----	Parallel Distribution Board (See Service Item 102-0793)	1
16	-----	Output Module, 8-Station (See Service Item 102-0796)	**
17	-----	Retainer	2
18	363-5083	Washer, Brass	2
19	-----	Pump/Common Module (See Service Item 102-0795)	1
20	-----	16-Station Output Board (See Service Items 89-9033 – 89-9036)	**
21	89-9032	Connector, Terminal Block, 8-Station	**
22	363-3587	Screw, Tap, #8 x 1.5"	2
23	363-3603	Standoff, Hex, 5/16" x 1"	4
24	360-0285	Screw, Machine, #6-32 x 3/8"	8
25	-----	Fuse, 0.5 Amp, 250V (See Service Item 363-2638)	4
26	-----	Fuse, 7.5 Amp, 250V (See Service Item 363-2635)	4
27	-----	Pump/Common/Communication Surge Board (See Service Item 89-9039)	1
28	360-0136	Screw, Tap, #8 x 3/8"	1
29	4-1063	Screw, Tap, #6 x 3/8"	2
30	363-3574	Terminal Block, 2-Position	1
31	-----	Power Supply Assy. (See p. 252–253 for Parts List)	1
32	363-1623	Washer, Star	4
33	-----	Hex Nut, #8-32 w/External Tooth Lock Washer	5
34	360-0600	Lock Washer, #8, External Tooth	1
35	-----	Wire Assy., Ground, 14 AWG x 8" (See Service Item 89-9049)	**
36	-----	Wire Assy., Ground, 14 AWG x 10.5" (See Service Item 89-9049)	1
37	-----	Wire Assy., Ground, 14 AWG x 13" (See Service Item 89-9049)	1
38	-----	Cable Assy., Modem to Terminal Block (See Service Item 89-9044)	1
39	-----	Cable Assy., Modem to Surge Board (See Service Item 89-9044)	1
40	89-9045	Cable Assy., 4-Wire Jumper	1
41	89-9046	Cable Assy., 4-Wire, Shielded	1
42	89-9047	Cable Assy., 2-Wire, Pump/Com Board to Surge Board	1
43	89-9048	Cable Assy., Ribbon, Jumper	1
44	102-5940SK	Kit, Station Labels, Numbered, Plastic	**
45	-----	Satellite Plastic Pedestal (See p. 276-277 for Parts List)	1
46	-----	Radio Assembly (See Network LTC Plus Radio Assembly Section for Details)	1
		SERVICE ITEMS	
	102-0793	Parallel Distribution Board (Includes Item 14)	
	102-0794	Timing Mechanism, Svc. (Includes Items 1, 3, 4 & 6)	
	*102-0795	Pump/Com Module Svc. (Includes Items 12, 14, 17 18 & 19)	
	*102-0796	Output Module, 8-Station Svc. (Includes Items 4, 13 & 14)	
	89-9026	Standard Modem, Svc. (Includes Items 2–5)	
	89-9027	Frame, Black Plastic Assy. Svc. (Includes Item 22)	
	*89-9033	16-Station Output Board w/o Surge Pills or Switches (Includes Item 14)	
	*89-9034	16-Station Output Board w/Switches (Includes Item 14)	
	*89-9035	16-Station Output Board w/Surge Pills (Includes Item 14)	
	*89-9036	16-Station Output Board w/Surge Pills or Switches (Includes Item 14)	
	*89-9039	Pump/Common/Communication Surge Board (Includes Items 23 24 & 27)	
	89-9044	Cable Assy. Svc., Surge to Modem & Surge to Terminal Block (Incl. Items 37 & 38)	
	89-9049	Ground Wire Assy., Svc. (Includes Items 35, 36 & 37)	
	363-2638	Fuse, 0.5A, 250V	
	363-2635	Fuse, 7.5A, 250V	
	102-9124SK	LTC+ tp VP Conversion Kit	
		* Order Through Finished Goods Distribution System–Minneapolis	
		** Quantity Varies With Model	