

# Accent Lights



**K15384AZT24**

**Max Lamp: 50W MR16**

Our most popular and versatile Kichler uplight. Reinders stocks these fixtures in bulk packs for easy opening and less debris on the job site. Stocked with a stake and without a lamp.



**K15381AZT6**

**Max Lamp: 75W MR16**

Rated at 75 Watts, this fixture is the perfect choice for lighting 75 to 100 foot Oak trees or wherever uplighting of large treelines is required. Stocked with a stake and without a lamp.



**K15484AZT**

**Max Lamp: 50W MR16**

This compact 2-1/4" diameter accent light includes an extra long cowl for optimum veiling of source light. Also may be used as a down light. Stocked with a stake and without a lamp.

UP LIGHT  
DOWN LIGHT



UP LIGHT  
DOWN LIGHT

**K15398AZT**

**Max Lamp: 35W MR11**

Kichler's smallest accent light at 1-7/8". May also be used as a downlight. Stocked with a stake and without a lamp.



UP LIGHT  
DOWN LIGHT

**K15374AZT**

**Max Lamp: 50W MR16**

A compact (2-1/4") accent light perfect for spotlighting and grazing. May also be used as a downlight. Stocked with a stake and without a lamp.



**K15396AZT**

**Max Lamp: 35W G4 Bi-pin**

Small (4-1/2"x5") eyebrow allows adjustment to upwards position without glare. Wide angle wall washing & young shrubs. Stocked with a stake and a lamp.



Optional Cowl

UP LIGHT  
DOWN LIGHT

**K15731AZT, 4.5WATT, 10°**  
**K15732AZT, 4.5WATT, 35°**  
**K15733AZT, 4.5WATT, 60°**

Powerful 4.5 Watt LED Accent light has built-in optics to produce the equivalent light output of a traditional 20W lamp. Warm white 2800°K color. 40,000Hr life expectancy. Built-in driver.



Optional Cowl

UP LIGHT  
DOWN LIGHT

**K15741AZT, 8.5WATT, 10°**  
**K15742AZT, 8.5WATT, 35°**  
**K15743AZT, 8.5WATT, 60°**

Powerful 8.5 Watt LED Accent light has built-in optics to produce the equivalent light output of a traditional 20W lamp. Warm white 2800°K color. 40,000Hr life expectancy. Built-in driver.



Optional Cowl

UP LIGHT  
DOWN LIGHT

**K15751AZT, 12.4WATT, 10°**  
**K15752AZT, 12.4WATT, 35°**  
**K15753AZT, 12.4WATT, 60°**

Powerful 12.4 Watt LED Accent light has built-in optics to produce the equivalent light output of a traditional 20W lamp. Warm white 2800°K color. 40,000Hr life expectancy. Built-in driver.



# LED Lighting

- ✓ Uses 25% of the Energy of Traditional Landscape Lighting
- ✓ Lasts an average of 40,000 Hours-That's over 13 Years at 8hrs/night
- ✓ Allows the use of smaller transformers & cable sizes
- ✓ Systems cost less over their lifetime



Design Pro LED Tapered Column Path & Spread Light 15804 AZT



Design Pro LED Broad Roof Path & Spread Light 15833 AZT



Design Pro LED Center Mount Path & Spread Light 15826 AZT, BE, BKT



4.5W 60° Design Pro LED Accent Light 15733 AZT, BBR, BKT



8.5W 35° & 60° Design Pro LED Well Light 15747 BKT & 15748 BKT (Optional Lens Accessory 15689BK)



Design Pro LED Hammered Roof Path & Spread Light 15843 CO, NBK, TZT, VG



Design Pro LED Side-Mount Path Light 15827 BBR



Design Pro LED Side-Mount Path Light 15815 AZT, BE, BKT



12.4W 35° & 60° Design Pro LED Well Light 15757 BKT & 15758 BKT (Optional Lens Accessory 15689BK)



Re-designed Design Pro LED Cowl Accessory 15749 AZT, BBR, BKT 15759 AZT, BBR, BKT



Elongated Design Pro LED Cowl Accessory 15738 AZT, BBR, BKT 15739 AZT, BBR, BKT



75W Halogen      8.5W LED



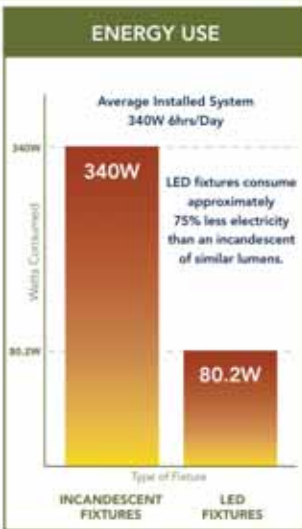
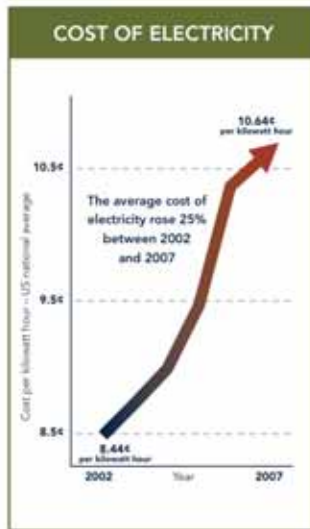
**LIFETIME COST - LED vs STANDARD LANDSCAPE LIGHT BULB**

*You could save 40-50% over the life of a system when LED is installed versus incandescent.*

SYSTEM COMPONENTS	STANDARD LANDSCAPE LIGHT BULB	LED
Fixtures	\$762.50	\$1,412.50
Transformers & Supplies	\$1,070.00	\$647.50
Lamps	\$1,560.00	-
Electricity	\$1,447.04	\$341.33
<b>TOTAL</b>	<b>\$4,839.54</b>	<b>\$2,401.33</b>

\*Comparison is of a 2,000 square foot home lit with 360 watts of incandescent light.

<p>15731, 15732, 15741, 15742, 15743, 15751, 15752, 15753 AZT/BBR/BKT Die Cast Aluminum or Solid Brass 6.5/5.5/1.2 4-W</p>	<p>15710 BK Die Cast Aluminum</p>	<p>15710 BK Brass with Optional Flange Mount</p>	<p>WATER ACCENT 15705 BK Polymers</p>																
<p>15700 BK Polymers</p>	<p><b>LED ACCENTS SELECTION GUIDE</b></p> <table border="1"> <thead> <tr> <th></th> <th>10' Spread</th> <th>35' Spread</th> <th>40' Spread</th> </tr> </thead> <tbody> <tr> <td>4.5-WATTS</td> <td>15731</td> <td>15732</td> <td>15710 &amp; 15715</td> </tr> <tr> <td>8.5-WATTS</td> <td>15741</td> <td>15742</td> <td>15743</td> </tr> <tr> <td>12.4 WATTS</td> <td>15751</td> <td>15752</td> <td>15753</td> </tr> </tbody> </table>			10' Spread	35' Spread	40' Spread	4.5-WATTS	15731	15732	15710 & 15715	8.5-WATTS	15741	15742	15743	12.4 WATTS	15751	15752	15753	<p><b>AVAILABLE FINISHES</b></p> <p>AZT - Tapered Architectural Brass                  BBR - Brushed Brass                  BE - Brass                  BR - Brass                  BK - Black                  BKT - Textured Black                  TZT - Textured Titanium Brass                  WHT - Textured White</p>
	10' Spread	35' Spread	40' Spread																
4.5-WATTS	15731	15732	15710 & 15715																
8.5-WATTS	15741	15742	15743																
12.4 WATTS	15751	15752	15753																



<p>15765 AZT/BE/BKT/WHT Aluminum 1.9-W</p>	<p>15764 BR/AZT Cast Aluminum or Brass 1.9-W</p>	<p>15763 TZT Brass 1.9-W</p>	<p>15750 TZT Cast Aluminum 1.9-W</p>
<p>15742 WHT/AZT Stamped Aluminum Facelate Zinc Plated Steel Housing 1.9-W</p>	<p>15780 AZT Cast Aluminum 1.9-W</p>	<p>15774 AZT Die Cast Aluminum Facelate White Acrylic Lens</p>	<p>15773 AZT Die Cast Aluminum Facelate Glass Lens</p>

*More and more homeowners and companies want a magical holiday landscape. Offering this decorating and installation service can be very profitable for you. LED lights are brilliant, durable and energy efficient. Reinders is a direct importer and wholesale distributor of a wide variety of commercial grade seasonal lights. Ask us how you can qualify for Focus on Energy rebates.*

Cathedral Square - Milwaukee, WI

**IMAGINE** *the* **POSSIBILITIES**  
*with* **LED LIGHTS**



**Residential**



**Commercial**



**Municipal**



**Reinders is a direct importer of LED string lights, retrofit bulbs and other seasonal lighting products. Call 1-800-785-3301 for a complete catalog.**

# LED Lights

*The Lights of the Future - Available TODAY*

Reinders has the Midwest's largest selection of LED seasonal lighting



5mm



M5



G12



C6



G25

## Benefits of LED Lights

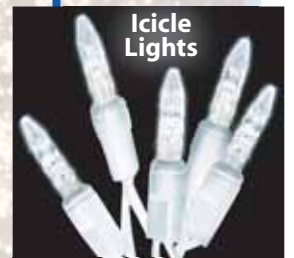
- 10 brilliant colors & 7 unique bulb styles
- High strand connectivity
- Very low energy use  
(less than .02 amps/strand - compare to .2 amps/strand that a traditional mini light draws. 80-90% less power used than with traditional incandescents)
- Virtually unbreakable acrylic plastic
- Safe - cool to the touch
- Up to 50,000 hour bulb life
- Available in commercial and traditional grades
- Installation accessories available for commercial LED lights
- Energy Star Approved
- Also Available:  
C7 & C9 retrofit bulbs, par floodlights, LED ropelight, battery operated, beaded garland, prelight LED greenery, cherry trees, and more



C7



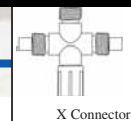
C9



Icicle  
Lights



Net  
Lights



If you have any questions or to request a catalog please call us @ 1-800-785-3301 or 262-786-3301

[www.reinders.com](http://www.reinders.com)