




Reinders stocks Ushio lamps exclusively because of their quality and longevity. We've tried the cheap off-brands and they just don't hold up. The extra dollar or so spent on a quality lamp will prevent callbacks and profit loss.

	5,000 HOUR	10,000 HOUR	18,000 HOUR	FROSTED 4000HR
10W, 24°	1001108 (2000HR)	X	X	X
20W, 12°	MR16ESX/FG	X	X	X
20W, 24°	X	MR16BBF/ULTRA	X	X
20W, 36°	MR16BAB/FG	MR16BAB/ULTRA	X	1003284
20W, 60°	MR16BAB/60/FG	X	X	X
35W, 12°	MR16FMT/FG	X	X	X
35W, 24°	X	MR16FMV/ULTRA	X	X
35W, 36°	MR16FMW/FG	MR16FMW/ULTRA	MR16FMW/FG/TITAN	1003285
35W, 60°	MR16FMW/60/FG	MR16FMW/60/	MR16FMW/60/FG/TITAN	X
50W, 12°	MR16EXT/FG	MR16EXT/ULTRA	X	X
50W, 24°	X	MR16EXZ/ULTRA	X	X
50W, 36°	MR16EXN/FG	MR16EXN/ULTRA	MR16EXN/FG/TITAN	1003286
50W, 60°	MR16FNV/FG	MR16FNV/ULTRA	MR16FNV/60/FG/TITAN	X
75W, 12°	MR16EYF/FG	X	X	X
75W, 24°	MR16EYJ/FG	X	X	X
75W, 36°	MR16EYC/FG	X	X	X
75W, 60°	MR16EYC/60/FG	X	X	X



**MR-16**



**G4 Halogen Bi-pin**

- JC5(5W)
- JC10(10W)
- JC20(20W)
- JC35(35W)
- JC50(50W)



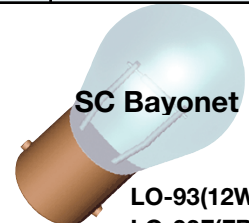
**G4 Xenon Bi-pin**

- XENON-G4-5W,
- XENON-G4-10W,
- XENON-G4-15W,
- XENON-G4-20W



**AR-11**

- GBD(20W7°)
- GBE(20W18°)
- GBF(20W,32°)



**SC Bayonet**

- LO-93(12W)
- LO-93F(FROSTED)
- LO-1141(15.6W)
- LO-1156(21.2W)



**MR-11**

- MR11FTB/FG(20W10°)
- MR11FTD/FG(20W,30°)
- MR11FTE/L(35W,10°)
- MR11FTH/L(35W,30°)



**PAR36 HALOGEN**

- 1003539(20W,8°)
- 1003531(20W,30°)
- 1003535(35W,8°)
- 1003533(35W,30°)
- 1003538(50W,8°)
- 1003536(50W,30°)



**T5 Xenon Wedge**

- 1001419(5W)
- 1001430(11.5W)
- 1001433(18W)



**S8 Krypton**

- K15599CLR(18.5W)
- K15598CLR(24.4W)



### What is a Dichroic Filter?

A dichroic filter is a very accurate filter used to selectively pass a specific color of light while reflecting other colors. The filtered light appears intense rather than muted as it would passing through colored glass.

#### PEACH #CF1

Skin tones, deck downlighting, Warm color design.

#### BLUE #CF-2

Drama and cool color design.

#### GREEN #CF-3

Holiday green allows over 90% light to pass through. Convert a standard system to holiday mode.

#### RED #CF-4

Holiday red allows over 90% light to pass through. Convert a standard system to holiday mode.


#### AMBER #151AMBER

Skin tones, amber glow on warm-colored annuals and stone work.

#### EVERGREENLENS-MR16

Make evergreens pop. Create cool blue tones in water. A must for arbor vitae.

## MR-16 Standard Lenses



#### HEX BAFFLE #HB

Insert above the lamp to prevent side glare near entrances and/or for downlighting. Also available for MR11 fixtures(#HB-MP).



#### LINEAR SPREAD #LSL

Stratifies MR16 lamps and creates a linear pattern of light along one plane while blocking out the other. Great for low retaining walls and columns. Also available for MR11 fixtures(LSL-MR11).



#### #MERCURY VAPOR LENS-MR16

Create the look of 120-volt Mercury Vapor fixtures by adding this lens to standard MR16 halogen lamps.



#### #FROSTED LENS-MR16

Feathers out lamp lines on walls and creates soft wash effects. Also available for MR11 fixtures (FROSTED LENS-MR11). This lens can be incorporated directly into the lamp. See lamp section.