



WELLLIGHTS

PATHLIGHTS

UPLIGHTS

LUMINEUX

THE PROFESSIONAL'S CHOICE FOR LED LANDSCAPE LIGHTING

The future of outdoor lighting has arrived, and FX Luminaire is leading the way with Lumineux, its new line of LED fixtures. With the most advanced LED technology ever developed, Lumineux lights offer lower energy costs, replaceable LED boards, and boosted durability. For a smarter, more radiant LED shine regardless of application, the answer is Lumineux.



FX LUMINAIRE

800.383.4747 www.FXL.com

specification grade low voltage exterior lighting components



Our best selling FX Luminaire products stocked & recommended by Reinders. For a full FX catalog with product details and pricing please call or visit your nearest Reinders location.



ReflectoreStellato *Rugged Micro Luminaire*

The ReflectoreStellato® is a rugged micro luminaire that provides the power and control of the halogen MR-16 lamp family. This patent pending precision lighting instrument is a fine example of engineering for simplicity and reliability. Through the innovative use of a G-ring hydraulic compression cap seal, the potentially troublesome threads and screws found in other spotlights are eliminated.

The ReflectoreStellato® is constructed without compromise using aerospace grade alloys and silicone seals. Because of its high efficiency, beam control, color rendition and availability, the halogen MR-16 lamp family was chosen to power this luminaire. The RS accommodates 11 different lamps ranging from 10-35 watts.

RS-20-BZ




MacchiaUltimo *The Most Versatile Light Available*

The patent pending MacchiaUltimo® is one of the most versatile spotlights on the market and is the perfect choice for the discriminating landscape designer. The MU can be mounted as an uplight or downlight and is the new standard for advanced users.

It offers several different filter and accessory options that allow the designer to shape, color shift, and control light output. A wide variety of effects can be produced by adding our patented RecessorRing®, HexBaffle™ or one of our many filters, spread lens or glare control options. This spotlight is engineered for the lighting designer who takes a "hands-on" approach to each project!

MU-20-BZ



MetalloPesante *Small Package, Tough Attitude*

The MetalloPesante® (Heavy Metal) is constructed without compromise using aerospace grade alloys and silicone seals. This smaller version of our other uplights expands our line of luminaires, allowing the lighting designer to find an FX solution to most exterior lighting tasks. This super small luminaire is an excellent choice for illuminating small garden elements such as shrubs and boulders. The long-life halogen MR-11 lamp provides crisp light and high efficiency. The MP also has room for one lens insert.

MP-20-BZ



RotundaLuna *Soft Light, Strong Luminaire*

When trying to create a super soft washlight there are very few well designed products for today's lighting designer. The FX RotundaLuna® is specifically designed to gently illuminate small scale plant material, boulders, and short garden walls. Halogen lamp model produces a white light that enhances green plant material. The xenon lamp has a mellow golden light output for enriching earth tone elements. FX engineers fixtures from the inside out. Their use of semi-precious metals, aerospace sealants and materials is without peer. This commitment to excellence provides your client with decades of problem-free ownership.

RL-20



TrellisSolare *Most Advanced Micro Downlight Available*

Our TrellisSolare® is currently the most advanced micro downlight available. Machined from aerospace grade aluminum alloy and finished with a marine grade polyester powdercoat. The mounting base swivels and pivots on nylon bushings allowing for smooth, precise aiming after installation. This fixture is an outdoor "track light" giving the exterior lighting designer a full range of previously interior-only lighting effects. The AR12 dual contact bayonet base lamp furnished with this fixture has outstanding reliability and longevity. It produces a soft moonlight flood and hides easily within trellis and arbor structures.


TS-20



LunaSonora *For Very Small Scale Downlighting*

When a moonlighting effect is desired, but the caliper of tree is too small, specify the FX Luminaire® LunaSonora. This micro downlight actually hangs from the host tree by a cinch tie requiring no screws or permanent hardware. Use two or more fixtures for an even illumination. A small brass hook is also included for beam mounted applications. Milled from heavy copper and solid brass hardware, this luminaire incorporates a frosted glass lamp to soften beam spread edge. The LS can be hung 24" off ground level without overpowering the garden space below.

LS-12



MolluscoMuro *Rugged, Small, and a Cinch to Install*

When an integral mount is not practical specify the surface mounted MolluscoMuro®. To mount, the installer simply drills a 1/4" wireway hole through the post or wall to connect fixture to mainline. Then with the provided screws, they attach the MM to the surface. The patent pending MM fully exploits the micro scale of current 12v halogen lamp technology. Internal parabolic reflector maximizes lighting efficiency. Tempered glass diffuser optics softens the beam spread transition. The MM's narrow profile and wide range of powdercoat options allow it to blend into any surrounding material.

MM-10



CandelaPasso *Commercial Quality, Residential Price*

The patent pending CandelaPasso® is engineered to bring light to areas such as walkways, stairways and decks as well as to other foot traffic hazards that don't have an adjacent planter area for pathlighting or trees and trellis from which to downlight. Incorporated into the design of the CandelaPasso is the Level X feature. The Level X assures the lighting installer that the faceplates of these permanently mounted fixtures will remain perfectly level upon completion of the installation. Many step and wall lights on the market today are designed so that if the mounting box is installed out-of-level, the faceplate, once installed, will also be noticeably out-of-level. The heavy gauge stainless mounting box prevents failure caused by corrosion, which is almost impossible to repair. Most of our competitors use steel or "pot" aluminum mounting boxes which quickly dissolve when installed in concrete.

CP-10



SaguaroPetite *Micro Size, Halogen or Xenon Power*

One of the challenges today's lighting designers face is to provide adequate pedestrian illumination from increasingly narrow planter areas. To address this problem, our engineering staff developed the SaguaroPetite®. Designed for today's crowded planters - the top of the FX Luminaire® SP is just 3.65" in diameter. When incorporated with plant material the SP simply disappears into the garden. The patent pending adjustable lamp assembly is milled from solid brass and is engineered to allow the field installer to fine-tune beam spread for maximum projection with minimum glare, thereby projecting soft glare-free light up to 28' in diameter! The copper will patina naturally over time and can be accelerated with solution spray. Also available at Reinders in an 18" version (#SP-20-18R)

SP-20-12R



DemiLite *Investment Quality Lighting Instrument*

Milled from extra heavy gauge copper and brass the DemiLite® is engineered to survive. Whether you're specifying for a resort in Carmel or a backyard in Dallas the simply geometry of the DL blends into the environment effortlessly. This model is perfect for coastal exposures or areas where irrigation water contains high levels of mineral or caustic salts. The patent pending adjustable lamp assembly is milled from solid brass and is engineered to allow the field installer to fine tune beam spread for maximum projection with minimum glare - thereby projecting soft glare-free light up to 28' in diameter! The high output, long life halogen lamp assembly reduces operating and maintenance costs. Also available at Reinders in an 18" version (#DL-20-18R)

The copper will patina naturally over time and can be accelerated with solution spray.

DL-20-12R



TulipanoD'Oro *Elegant Lines, Solid Construction*

By day or night the simple lines of the TulipanoD'oro (golden tulip) add elegance and function to any fine residence. Precision milled from solid brass and copper to Ferrari tolerances, with the clean classic design of a country home, this pathway light transcends momentary style trends. The patent pending TulipanoD'Oro® emits a large elliptical light pattern that projects .6. (2') behind the fixture, 4.8m (16') forward and 3.6m (12') wide, but no higher than knee level. When mounted in lacy leaf plant material, the TD-12 creates a mini moonlight effect which allows the foliage shadows to dance on the walkway with every pass of an evening breeze. The copper will patina naturally over time and can be accelerated with formula. Also available at Reinders in an 18" version (#TDXT-18)

TD-12



DelMare *Classic Lines, Timeless Construction*

For those who appreciate the best, this pathway light is designed for both high performance and style. The strong, linear lines of the DelMare® will complement any landscape by day and bring it to life at night. This patent pending luminaire is the best choice for the client who wants a flawless design that will make a long-term contribution to their garden. Using high output long life halogen lamps reduces operating and service costs. All FX copper models are well suited for coastal exposures or areas where irrigation water contains high levels of mineral or caustic salts. Also available at Reinders in an 18" version (#DM-20-18R)

The copper will patina naturally over time and can be accelerated with solution spray.

DM-20-12R



CrescenteAlba - 18" *Stem Museum Quality*

The beauty of the CA is not just its uncomplicated shape, but its top-notch performance, night after night. For those who demand excellence, this luminaire will satisfy all that is required of it and more. The combination of brass and copper bring a true elegance to the garden. The internal frosted glass lens prevents lamp glare and may be replaced if broken without replacing the entire fixture head.

CA-20X-18R



SfericoCaldo - 18" *Stem Sophistication Inside and Out*

Uniquely suited for small gardens or planters, the SC is sure to be a timeless addition to any landscape. Its precision design and high performance, means you can rely on it for enduring quality. The internal frosted glass lens prevents lamp glare and may be replaced if broken without replacing the entire fixture head. This is the small-hat version of the CrescenteAlba.

SC-20X-18R



CapolaVoro-18" Stem

Modern, Dependable, Effective

The unforgettable shape of the CV is sure to make a statement. You'll delight in its form, but admire its strength and function. It is just another noteworthy addition to our already superior line of pathlites. The internal frosted glass lens prevents lamp glare and may be replaced if broken without replacing the entire fixture head. Reinders stocks the 18" stem version of this pathlight in copper.

CV-20X-18R



PettoRisoluto-18" Stem

Alluring Design, Graceful Performance

Designed specifically for those who prefer soft rounded shapes, to angles, the PR is unlike any other. Its unrivaled performance coupled with its exceptional pricing will fit nicely into any demanding design. The internal frosted glass lens prevents lamp glare and may be replaced if broken without replacing the entire fixture head. Reinders stocks the 18" stem version of this pathlight in copper. This is the small-hat version of the CapolaVoro.

PR-20X-18R



PezzoForte-18" Stem

Compact Styling, Unparalleled Output

This scaled down version of the classic DelMare delivers high-impact in a small package. We are positive that this intricately designed luminaire is sure to be unforgettable. FX signifies quality, but the PF signifies style. The 18" copper version is in stock at Reinders.

PF-20X-18R



GuscioTartaruga

Adaptable to Any Environment

The GT is the 12" stem version of the RotundaLuna. It is designed specifically for washing shrubs, boulder walls, retaining walls, and facades where the fixture must be raised up above higher plantings such as hostas and annuals. The rugged design and frosted xenon light effect are unparalleled.

GT-20X-12R



FaroGiardino

A Beautiful Harmony of Brass and Copper

By day or night the simple lines of the patent pending FaroGiardino® adds elegance and function to any fine residence. Precision milled from solid brass and copper to Ferrari tolerances, with the clean classic design of a country home, this pathway light transcends momentary style trends. The design lines of the FG-12 are at home in a wide range of surroundings from craftsman style architectures to Tuscan gardens. This geometrically perfect design is best used in focal color planter beds to bring the nighttime garden to life with its warm symmetrical circular pool of light. Use along pool patio edges, walkways and motor courts. The copper will patina naturally over time and can be accelerated with solutions spray.

FG-12



PotenzaX Transformers

Safe, Compliant and Innovative

This is the high tech heart of the FX Luminaire® low voltage lighting system. The patented PX is available in 300, 600, and 900 watt capacities with a variety of control options. The enclosure is fabricated from heavy gauge stainless steel for long life in corrosive exterior locations. A critical function of any transformer is to supply the halogen lamps with a constant non-fluctuating voltage current to prevent premature lamp burnout. Any well designed lighting system starts with a solid power supply that will provide safe, clean power to energy-efficient components - the FX PotenzaX is engineered for the task. An important consideration in designing a lighting system is how it will be actuated. FX offers open switching control architecture. Use any standard timer, photocell, manual switch or "smart home" device to control the transformer. U.S. Patents No. 6,443,783; 6,497,592.

PX-300-C

PX-600-C

PX-900-C

LED Like you've never seen it ...

POWERED BY

DESIGN PRO
TECHNOLOGY



Path & Spread



Hardscape



Accent, Well & Water

Precise, warm white light
& faster installations.

Get more bids, close more jobs...
15 year warranty on LED components

KICHLER 
LIGHTING


Our best selling Kichler products stocked & recommended by Reinders. For a full Kichler catalog with product details and pricing please call or visit your nearest Reinders location.



K15384 in Architectural Bronze

By far, our most popular and versatile Kichler MR16 Uplight. The Architectural Bronze color is perfect at blending into mulch beds and plantings. Reinders stocks these fixtures in bulk packs for easy unwrapping and less packaging at the jobsite. Stocked with a stake and without a lamp. Rated at 50W. Should not be used as a downlight.

K15384AZT24



K15384 in Black

By far, our most popular and versatile Kichler MR16 Uplight. The Textured Black color is perfect for formal settings. Reinders stocks these fixtures in bulk packs for easy unwrapping and less packaging at the jobsite. Stocked with a stake and without a lamp. Rated at 50W. Should not be used as a downlight.

K15384BKT24



K15381 in Architectural Bronze

This MR16 Accent Light is rated at 75 WATTS! The perfect choice for projects with 75 to 100 foot Oak trees or where uplighting of large treelines is required. Stocked with a stake and without a lamp. Should not be used as a downlight.

K15381AZT6



K15088 Par36 Well Light

This MR16 Accent Light is rated at 75 WATTS! The perfect choice for projects with 75 to 100 foot Oak trees or where uplighting of large treelines is required. Fixture is rated for a Maximum of 36 Watts. Lamp not included and must be ordered separately. Fixture should be installed with a gravel sump to allow for cooling and proper drainage.

K15088BKT12



Underwater MR16 Light

Kichler Underwater MR16. High Heat Thermoplastic Composite Resin 50W Max, 12V MR16 Bi-Pin Lamp (Not Included). 25' 18/2 Submersible Cable Includes Coated Concrete Base & Quick Entry Jar Top. Perfect for Large Waterfalls. **Not approved for swimming pools or salt water**

K15191BK



K15382 in Architectural Bronze

The same versatility as the 15384 but with an extended shroud and architectural look. This Kichler MR16 Uplight is perfect at blending into mulch beds and plantings. Reinders stocks these fixtures in bulk packs for easy unwrapping and less packaging at the jobsite. Stocked with a stake and without a lamp. Rated at 50W. Should not be used as a downlight.

K15382AZ24



K15087 in Architectural Bronze

This is the downlight version of the popular K15384AZT24. It is identical except that it has a screen shield instead of a lens to allow water to pass through. It includes a 15607AZT Tree Mount.

K15087AZT



K15438 in Olde Brick

Kichler's Marine Lantern in Olde Brick is our most popular Kichler pathlight. It lends itself well to lake homes, watergardens, and docks. 18.5 Watt Krypton Lamp and stake included. Bronze material.

K154380B4



K15443 in Olde Brick

Kichler's Hammered Roof Pathlight in Olde Brick is unique to their line. It produces small splashes of light along the pathway to break up the round circles of light typically associated with pathlighting. 18.5 Watt Krypton Lamp and stake included. Bronze material.

K154430B12



K15319 in Patina Bronze

Kichler is known for its brilliant lanterns and the Mission Lantern is the most artistic of the class. It includes frosted glass panels which produce a soft, shielded glow along pathways. 18.5 Watt Krypton Lamp and stake included. Bronze material.

K15319PZ

Our best selling Kichler products stocked & recommended by Reinders. For a full Kichler catalog with product details and pricing please call or visit your nearest Reinders location.



K15367 in Textured Tannery Bronze

This Round Lantern style is unobtrusive. It is elegant in daylight but comes alive at night with splashes of amber light from its etched sunset glass. 18.5 Watt Krypton Lamp and stake included. Bronze material.

K15367TZT



K15365 in Canyon View

Kichler's La Mesa is an arts and crafts style pathlight that complements any outdoor setting. Its Honey Opalescent Glass produces a sunset-like amber glow. 18.5 Watt Krypton Lamp and stake included. Bronze material.

K15365CV



K15406 in Textured Weatherstone

You will not find a more unique focal point than Kichler's Illuminated Birdbath. The uplit thick, etched glass produces a soft glow in the trees above. Includes 60W Transformer with Timer & Photocell. Par36 Lamp Included. Aluminum Construction. Glass must be winterized to avoid freezing and cracking!

K15406WST



K15439 in Olde Brick

The Fundamental is a popular choice with our contractors because of its simple design and uniform photometrics. A perfect choice for the client who doesn't want to see a busy pathlight. 18.5 Watt Krypton Lamp and stake included. Bronze material.

K15439OB6



K15063 in Olde Brick

Kichler's Hammered Roof Accent light is designed for deck post mounting and is an ideal complement to the K15443OB12 Hammered Roof Pathlight. 6.5 Watt Xenon Wedge Base Lamp and mounting hardware included. Bronze material.

K15063OB



K15066 in Architectural Bronze

Kichler's Louvered Downlight is designed to fit along the skinny 1.5" vertical rails of a deck. 6.5 Watt Xenon Wedge Base Lamp and mounting hardware included. Die-Cast aluminum material.

K15066AZT



Professional Series Transformers

Kichler's low voltage transformers are state of the art in quality, design, and durability. The Professional Series that Reinders stocks are stainless steel, multi-tap up to 15 volts, and can be fully loaded to their rating. All Kichler transformers that Reinders sells are UL1838 compliant which means they are specifically designed and tested for use in low voltage landscape lighting systems.

K15PR300SS

K15PR600SS

K15PR900SS



Dual Output Transformer


Somebody was thinking. Ever wished you could independently control both sides of a transformer? So did Kichler. This innovative 600W stainless steel transformer is designed like the Professional Series above but allows the contractor to control each 300W common separately. Choose a photoeye for one side and a timer for the other, X-10 for one side and a digital timer for the other, etc. Available in 600W only. UL1838 compliant.

15PDR600SS



Please contact your Reinders sales representative or one of our stores to get a copy of our complete Landscape Lighting catalog.

Currently in Stock at Reinders



12v Outdoor Chandelier
(Includes transformer)
K154020Z



Zen Garden Bollard Brass Pathlight
K153920Z



Zen Garden Brass Pathlight
K153910Z




Vintage Park Pathlight
K15369TZT



Ainsley Square Brass path and spread light
K15347VGB



Garden Obelisk Light
(Includes transformer)
K15377VGB



Santa Fe Brass Pathlight
K15368CV



Gate House Lighted Urn Planter
(Includes transformer)
K154070Z

Nightscaping Lighting

Reinders

Our best selling Nightscaping products stocked & recommended by Reinders. For a full Nightscaping catalog with product details and pricing please call or visit your nearest Reinders location.



MonetLiter

Uplight tall trees, graze buildings, or backlight distant trees and shrubs with the Nightscaping® Monetliter. Use this fixture anywhere a highly controlled, direct burial uplight is needed. The fixture insert, made of solid cast brass, is adjustable and allows you to precisely position the light produced. This is a perfect fixture for turf areas where a flush mounted fixture is required. Use the optional brass grate for installations where a mower will be driving over the fixtures (Part#GL-0607-BR).

BM-0508-NL



CoverLiter

Take control of uplighting tall trees, structures, architecture and public spaces by using the Nightscaping® brand Coverliter. Featuring a removable outer cover that acts as an adjustable eyebrow, the Coverliter offers you a built in solution for minimizing glare. Solid copper and brass fixture with copper cover. Includes bronze stake. Shown with weathered iron color cover option.

GU-0404CU-NL



SoftLiter

Use the Softliter for backlighting, highlighting, and silhouetting applications that call for subdued, soft lighting. Constructed from solid copper materials, the Softliter incorporates a frosted lens to soften its light output for very inconspicuous lighting applications. The elegant design matches the effects produced and results in both a functional and aesthetically pleasing fixture. Reinders stocks the Softliter with a T3 bi-pin halogen lamp for maximum lamp life. Replace the halogen with a Xenon lamp for a softer light similar to an incandescent but with 10,000 hour average life (XENON-G4-20W).

GU-0403CU-LO-Q20



LipinskiLiter

Guarantee quality and function when you specify the solid brass LipinskiLiter. This specification-grade fixture is ideally suited for both commercial and residential projects. The LipinskiLiter will accommodate any Nightscaping® supplied MR-16 lamp. Equipped with a built in eyebrow, this fixture will serve as an effective uplight or spotlighting fixture that delivers perfect lighting effects and simultaneously minimizes glare. Backed by Nightscaping's® LIFETIME Guarantee, this durable and versatile uplight will add beauty to any landscape for the life of the lighting system.

GU-6503BR-NL



Artisan

Minimize glare and obtain superior light control when you specify the Nightscaping® brand Artisan for up or downlighting applications. Featuring a permanent cover shield and no tools needed lamp change capabilities, the solid copper Artisan is the perfect fixture for difficult to reach spaces in the landscape. Reinders stocks the Artisan with the interior painted black for superior glare control and with a rear wire entry for easier lamp changes.

WM-0404CU-NL-HBC



O'KeeffeLiter

Guarantee quality and function when you specify the solid brass O'KeeffeLiter. Backed by a lifetime warranty, this specification-grade fixture is ideally suited for the commercial environment or high-end residential project. The ribbed construction allows for heat dissipation of all MR-16 lamps, and maximizes rated lamp life and constant color rendition.

BM-2961-NL



Spectator-Copper

Use the Nightscaping® Spectator for specific downlighting applications in the landscape. This fixture with its moonstone lens is a natural for lighting outdoor dining or sitting areas. Suspended inside a gazebo or hung from an overhanging limb this glare free fixture will supply ample mood lighting for patio dining and entertaining.

TD-0412CU



Walliter

Use the Nightscaping® brand Walliter to uplight trees, graze buildings or highlight walls. Above-ground shielding and a stainless steel gimbal ring that allows the lamp to pivot, enables you to precisely aim and position the light produced. Featuring Nightscaping's® exclusive 7840 safety switch, this fixture will turn itself off if obstructed by mulch or fallen leaves that can result in excess heat. And subsequently, turn itself back on once the lamp cools.

GU-0508-NL



Starliter-7" Copper

Add a twinkling sparkle to the evening with Starliters from Nightscaping®. Available in multiple lengths and with or without perforations this creative fixture has countless accent lighting applications in the landscape. Common uses include downlighting from trees, arbors, pergolas, gazebos or other garden structures. Try grouping three or more Starliters to create dramatic lighting effects your clients are sure to enjoy.

TD-0702CU

Nightscaping Lighting



PostLiter

Lend safety and traverse lighting to steps, walkways, decks and docks with the Nightscaping® Copper Postliter. Built specifically for this type of construction, the Copper Postliter offers slightly more shielding than its aluminum counterpart. See Postliter (WM-3535) for further details.

WM-3535CU



NicheLiter-Copper

Install the Nightscaping® Nicheliter into step risers to provide safety lighting for the steps and stairs found in the landscape. A single Nicheliter will effectively illuminate a 4 foot area at night but will be barely noticed during the day thanks to its recessed mount design.

WM-0503CU



ScottLiter

Use the solid copper Scott Liter anywhere a versatile, highly adjustable and attractive path or ground mounted accent light is needed. The Scott Liter's innovative design enables you to fine tune the light pattern produced by adjusting the position of the lamp within the fixture. And, a telescopic stem allows you to adjust the height to meet your exact specifications. The Scott Liter is a perfect combination of style, function, and versatility that is sure to benefit any landscape. Stocked in copper with a frosted lens.

GD-1507CU-97-S



Railiter

Tuck the Nightscaping® Railiter under a handrail and this fixture becomes virtually invisible until nightfall beckons it to action. You can use the Railiter to provide excellent traverse lighting from controlled 3'-4' pools of downlight for safety lighting on steps or lighting for decks and docks. Try it under a bench or hidden in eaves for a truly alluring lighting effect. Stocked in black. Available in copper for an upcharge.

RD-0302-1-LO-912



TikiLiter

Add a festive touch of island style to any landscape with the Nightscaping® Tikiliter. The Tikiliter offers you the best of both worlds with a kerosene/citronella burning wick torch on top and a 12-volt pathlight on the bottom. This combination creates both a tropical atmosphere and functional safety or traverse lighting

GD-5508CU



Footliter

It is hard to find a more functional fixture to use for illuminating paths or walkways. The Footliter has set the industry standard for traverse lighting requirements for nearly forty years. Hidden within plant materials during the day, this functional fixture comes alive at night with nine foot circles of light to accent low flower beds or for safety lighting around the steps, paths and drives present in the landscape. The classic style is a Nightscaping® trademark. Fixture is stainless steel. Stocked in black, weathered iron (-7), and copper for an upcharge.

GD-1409-1



Illuminator

Light large areas in the landscape with the Nightscaping® Illuminator. Standing nearly two feet tall the Illuminator casts a circle of light 15 feet in diameter. Lighting driveways, long flights of steps, terraces, and parking area borders are all ideal applications for this proven Nightscaping® fixture. Fixture is stainless steel. Stocked in black, weathered iron (-7), and copper for an upcharge.

GD-2612-1



12V PowerCenter

T-100-SS
T-150-SS
T-250-SS
T-500-SS
T-1000-SS



MultiTap PowerCenter

H30-250SS
H30-500SS
H30-1000SS

Nightscaping® PowerCenters™ offer you the absolute latest in transformer technology and provide you with real-life solutions to multiple outdoor lighting concerns. Use our UL 1838 approved SS series PowerCenters™ - backed by a LIFETIME WARRANTY - to guarantee effective and efficient transformer operation for the life of your lighting systems. When you specify a Nightscaping® Powercenter™ you are specifying the industry's safest transformer. Features like Nightscaping's® exclusive secondary side, tamper-proof fustat protection, stainless steel construction, rain tight design, fire resistance, and built-in shock preventions contribute to the elevated safety standards offered by a Nightscaping® Powercenter™. This innovation allows you to specify the control option that best suits your specific need regardless of the size or style of Powercenter™ used. It also gives you the freedom to modify or upgrade the original control option at any time. Nightscaping® provides multiple sizes of transformers and H30 multi-voltage output models to choose from. This broad selection combined with features like modular design allow you to custom tailor a safe operating Nightscaping® Powercenter™ to your exact specifications based on the demands of any individual lighting project. See main catalog for control options.