

PGA Series Valves

Versatility at an affordable price.

Whether the job calls for a globe or angle valve, PGA Series valves are the right choice. Loaded with features, these heavy-duty PVC valves are economical, easy to install and built to withstand constant 150 psi (10,35 bars) pressures.

The PGA Series from Rain Bird – built to last... and last!

Features

- Globe and angle configuration for flexibility in design and installation.
- Rugged PVC construction to withstand constant 150 psi (10,35 bars) pressure and 2 to 150 gpm (0,45 to 34,05 m³/h; 0,13 to 9,45 l/s) flows.
- Double filtered pilot flow to resist debris and clogging of solenoid ports.
- Slow closing to prevent water hammer and subsequent system damage.
- Manual internal bleed operates the valve without allowing water into the valve box.
- One-piece solenoid design with captured plunger and spring for easy servicing. Prevents loss of parts during field service.
- Non-rising flow control handle adjusts water flows as needed.
- Normally closed.

Options (order separately)

- Accommodates optional, field installed PRS-D pressure regulating module.
- Optional purple flow control handle for easy identification of non-potable water system.
PGA-NP-HAN (1" and 1½")
PGA-NP-HAN2 (2")
- Accepts latching solenoid for use with Rain Bird battery-operated controllers up to 150 psi (10,35 bars).

Operating Range

- Pressure: 15 to 150 psi (1,04 to 10,35 bars)
- Flow: 2 –150 gpm (0,45 to 34,05 m³/h; 0,13 to 9,45 l/s)
- Flow with PRS-D: 5 –150 gpm (1,14 to 34,05 m³/h; 0,32 to 9,45 l/s)
- Temperature: up to 110° F (43° C)

Electrical Specifications

- Power: 24 VAC 50/60 cycle solenoid
- Inrush current: 0.41 A (9.9 VA)
- Holding current: 0.28 A (6.72 VA)

Models

- 100PGA 1" (26/34)
- 150PGA 1½" (40/49)
- 200PGA 2" (50/60)

BSP threads available; specify when ordering.

Pressure Loss (psi)

gpm	100PGA		150PGA		200PGA	
	Globe 1"	Angle 1"	Globe 1½"	Angle 1½"	Globe 2"	Angle 2"
2	4.1	4.1	-	-	-	-
5	4.9	4.6	-	-	-	-
10	5.8	5.1	-	-	-	-
20	5.3	4.5	-	-	-	-
30	5.0	4.5	2.1	1.6	-	-
40	8.5	7.4	2.8	2.2	1.9	2.0
50	-	-	4.8	2.9	2.0	1.6
75	-	-	11.1	7.4	2.7	1.9
100	-	-	18.8	12.7	4.6	3.4
125	-	-	-	-	8.1	5.1
150	-	-	-	-	11.5	7.3

Pressure Loss (bars)

m ³ /h l/s	100PGA		150PGA		200PGA	
	Globe 1"	Angle 1"	Globe 1½"	Angle 1½"	Globe 2"	Angle 2"
0,5	0,14	0,29	0,28	-	-	-
1	0,28	0,32	0,31	-	-	-
2	0,56	0,38	0,34	-	-	-
3	0,83	0,39	0,34	-	-	-
4	1,11	0,38	0,32	-	-	-
5	1,39	0,36	0,31	-	-	-
6	1,67	0,35	0,31	-	-	-
7	1,94	0,37	0,32	0,15	0,11	-
8	2,22	0,47	0,41	0,17	0,13	-
9	2,50	0,57	0,50	0,19	0,15	-
10	2,78	-	-	0,25	0,17	-
12	3,33	-	-	0,38	0,24	0,14
14	3,89	-	-	0,54	0,35	0,16
16	4,40	-	-	0,69	0,46	0,18
22	6,10	-	-	1,23	0,83	0,30
28	7,80	-	-	-	-	0,54
34	9,44	-	-	-	-	0,79

Notes

- 1) Loss values are with flow control fully open.
- 2) PRS-D module recommended for use below bold line.


Recommendations

- 1) Rain Bird recommends flow rates in the supply line not to exceed 7.5 ft./sec. (2,29 m/s) in order to reduce the effects of water hammer.
- 2) For flows below 5 gpm (1,14 m³/h; 0,32 l/s), Rain Bird recommends use of upstream filtration to prevent debris from collecting below the diaphragm.
- 3) For flows below 10 gpm (2,27 m³/h; 0,63 l/s) Rain Bird recommends the flow control stem be turned down two full turns from the fully open position.

Dimensions

Size	Height	Length	Width
100PGA	7¼" (18,4 cm)	5½" (14,0 cm)	3¼" (8,3 cm)
150PGA	8" (20,3 cm)	6¾" (17,2 cm)	3½" (8,9 cm)
200PGA	10" (25,4 cm)	7¾" (19,7 cm)	5" (12,7 cm)

Note: The PRS-D option adds 2" (5,1 cm) to valve height.



How to Specify

100-PGA-PRS-D

Size	Model	Optional Feature
100: 1"	PGA	PRS-D: pressure regulating module
150: 1½"		
200: 2"		

Note: Valve and PRS-D module must be ordered separately.



Specifications

The electric remote control valve shall be a normally closed 24 VAC 50/60 cycle solenoid actuated globe/angle pattern design. The valve pressure rating shall not be less than 150 psi (10,35 bars). The valve shall have the following characteristics (circle one):

Flow rate: _____ gpm m³/h l/s

Pressure loss not to exceed: _____ psi bars

The valve body and bonnet shall be constructed of high-impact, weather-resistant PVC with stainless steel screws.

The valve shall have manual open/close control (internal bleed) for manual opening and closing of valve without electrically energizing the solenoid. The valve's internal bleed shall prevent flooding of the valve box.

The valve shall house a fully-encapsulated, one-piece solenoid. The solenoid shall have a captured plunger with a removable retainer for easy servicing, and a leverage handle for easy turning. This 24 VAC 50/60 Hz solenoid shall open with 19.6 VAC minimum at 150 psi (10,35 bars). At 24 VAC, average inrush current shall not exceed 0.41 amps. Average holding current shall not exceed 0.23 amps.

The valve shall have a flow control stem for accurate manual regulation and/or shut off of outlet flow. The valve must open or close in less than 1 minute at 150 psi (10,35 bars), and less than 30 seconds at 20 psi (1,38 bars).

The valve construction shall provide for all internal parts to be removable from the top of the valve without disturbing the valve installation. The body shall have a removable O-ringed plug for installation in either globe or angle configuration.

Optional Feature Specification

PRS-D Pressure Regulating Module 100PGA-PRS-D, 150PGA-PRS-D, 200PGA-PRS-D

When so indicated on the design, the electric remote control valve shall have a pressure regulating module (PRS-D) capable of regulating outlet pressure between 15 and 100 psi (±3 psi) (1,04 and 6,90 bars (±0,21 bars)).

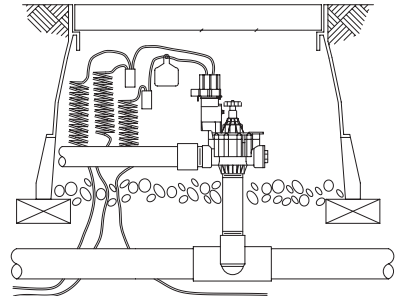
The PRS-D module shall have an adjusting screw for setting pressure and Schrader valve connection for monitoring pressure. The pressure shall be adjustable from the PRS-D when the valve is internally manually bled or electrically activated.

Non-Potable Flow Control Handle PGA-NP-HAN1 - Fits 1" and 1½" PGA-NP-HAN2 - Fits 2"

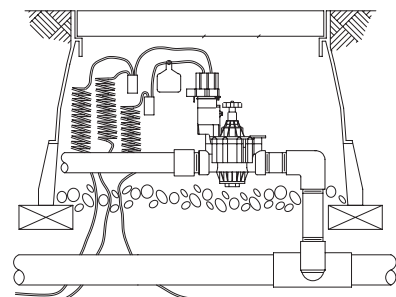
When so indicated on the design, the valve shall have a purple flow control handle to indicate to the user that non-potable water is being used. There shall be no difference between the black and purple handles except for the color.

The valve shall be as manufactured by Rain Bird Sprinkler Mfg. Corp., Glendora, California.

Plastic Electric Remote Control PGA Valve
(with PRS-D)



Plastic Electric Remote Control PGA Valve
(with PRS-D)



Rain Bird Corporation, Contractor Division
970 West Sierra Madre Avenue, Azusa, CA 91702
Phone: (626) 963-9311 Fax: (626) 812-3411

Rain Bird Corporation, Commercial Division
6640 South Bonney Avenue, Tucson, AZ 85706
Phone: (520) 741-6100 Fax: (520) 741-6146

Rain Bird International, Inc.
145 North Grand Avenue, Glendora, CA 91741
Phone: (626) 963-9311 Fax: (626) 963-4287

Rain Bird Technical Service
(800) 247-3782 (U.S. only)

www.rainbird.com

Rain Bird. Conserving More Than Water.

© Registered trademark of Rain Bird Sprinkler Mfg. Corp.
© 2001 Rain Bird Sprinkler Mfg. Corp. 2/01

D38529M