


For Residential and Small Turf



# WaterPak WPV-2

## The pre-engineered home owner irrigation pumping system up to 50 GPM

- **For suction lift, boost or flooded intake applications**  
Pressure drop start only
- **Flows up to 30 GPM @ 70 PSI**  
Or 40 GPM @ 60 PSI
- **Motor size: 2 HP**
- **Voltage required**  
240/1 phase



### Precise pressure regulation

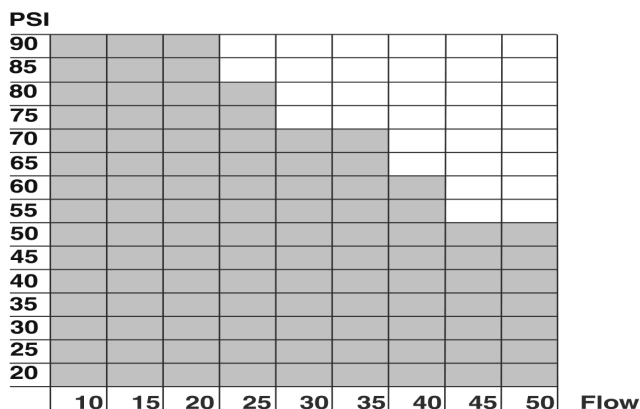
WaterPak WPV-2 is a compact, self-contained pumping system built with the end user in mind. A rugged, multi-stage pump and motor combination and Variable Frequency Drive provide constant pressure regulation control at varying flow rates. The WPV-2 is engineered and constructed with the same dedication to quality as all Watertronics pumping systems. The WPV-2 is ideal for residential or other small turf irrigation applications.

### The Watertronics promise

Every WaterMax System is fully performance tested at field conditions prior to shipment and arrives at the job site ready to work.

All WaterMax Products carry a 1 year limited warranty against defects in materials and workmanship.



- **Compact Pumping Station built to provide years of dependable service**
- **Energy-efficient VFD system provides a surge-free soft start**
- **Rigid, durable design with 14 gauge weather resistant metal enclosure and reinforced fabricated steel base assembly**



Performance indicated includes 10' THD station loss

WATERTRONICS

Watertronics Waterpak WPV-2 Pump Stations



*Fabricated steel base assembly, reinforced to provide adequate support and rigidity*

*Priming port (lift application) located outside of the enclosure for easy system priming*

*Powder coated or baked polyurethane industrial coated 14 gauge weather resistant metal enclosure with oversized cooling vents and lockable lid*

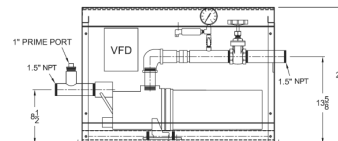
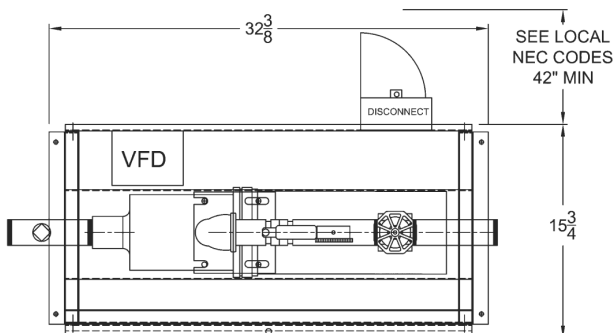


### Standard Features & Benefits

- NEMA 3R service rated fused main disconnect with lightning surge protection to safeguard station electronic components from power surge
- Variable Frequency Drive for constant pressure, variable flow and surge free soft starting
  - Multi-line operator interface display
  - Alarms: High pressure shutdown  
Low pressure shutdown  
VFD fault shutdown
- Pressure drop starting
- 316 stainless steel pressure transducer for accurate repeatability of all pressure signals
- Pump construction features a stainless steel outer shell with Noryl impellers and mechanical seal
- **Heavy duty 2 HP, 3450 RPM horizontal ODP energy efficient pump/motor**
- Station gate valve located inside the enclosure to isolate the pump station from the irrigation system
- Priming port (lift application) located outside of the enclosure for easy system priming
- Liquid filled pressure gauge for accurate pressure monitoring
- High pressure rated 2" foot valve (shipped loose on lift application)
- 14 gauge weather resistant metal enclosure with multiple cooling vents and lockable lid
- **Multi-step coating system which includes metal preparation, rust-inhibitive, baked epoxy prime coat, and a two-part ultraviolet insensitive baked polyurethane finish**
- Stainless steel fasteners
- Performance run tested prior to shipment

### Available Options

- Suction & Discharge drop pipes
- Flexible intake suction hose assembly with foot valve
- Technical Service for installation, start-up, user training and maintenance



### Ordering Information

Model #	Product Description	Ctn. Qty.
WPV-230-1	WaterPak Pump Station	1